

**Pt. Ravishankar Shukla University  
Raipur**

**CURRICULUM & SYLLABI  
(Based on CBCS & LOCF)**

**M.Sc. Information Technology  
Semester System**

**Session: 2025-27 & onwards**

<b>Approved by:</b>	<b>Board of Studies</b>	<b>Academic Council</b>
<b>Date:</b>	05 May 2025	


## M.Sc. Information Technology

**Master of Science in Information Technology** is a two-years professional post-graduate program designed to meet the shortage of qualified professionals in the IT (Information Technology) industry. This program helps students wanting to delve deeper into the world of IT development with the help of learning latest trends in Information Technology. The program is a blend of both theoretical and practical knowledge. **M.Sc. IT** endows students' an opportunity to work with tools meant to understand and apply the It skills they have acquired in the course. Technological issues require specialised solutions and **M.Sc. IT** provides hands-on training and skills to address to complex issues arising in the domains such as operating systems, computer languages and system architecture. Students will learn about the advanced applications of computer hardware and software and their applications in various fields such as operating systems, web technology and computer languages such as .NET, Java, HTML, C++, RDBMS etc.


### Program Outcomes:

Upon successful completion of the Master of Science in Information Technology program, students will be able to:


PO-1	<b>Knowledge:</b> Demonstrate a deep understanding of advanced computing concepts, theories, and techniques in various subfields of Computer.
PO-2	<b>Critical Thinking and Reasoning:</b> Exhibit advanced critical thinking skills by analyzing and evaluating by theories, practical and projects, and by making reasoned judgments about complex computing problems.
PO-3	<b>Problem Solving:</b> Formulate abstract computing problems and derive solutions using logical reasoning and programming.
PO-4	<b>Advanced Analytical and Computational Skills:</b> Possess advanced skills in system analysis and computation, including proficiency in using software, programming languages, and computational tools for simulations and data analysis.
PO-5	<b>Effective Communication:</b> Communicate effectively with the computing community, and with society at large, about complex computing activities by being able to comprehend and write effective reports, design documentation, make effective presentations, and give and understand clear instructions.
PO-6	<b>Social/ Interdisciplinary Interaction:</b> Integrate programming concepts and Techniques into interdisciplinary contexts, collaborating effectively with professionals from other fields to address complex problems.
PO-7	<b>Self-directed and Life-long Learning:</b> Recognize the importance of ongoing professional development and lifelong learning in the rapidly evolving field of computer applications, and will exhibit the ability to continue learning independently or in formal educational settings.
PO-8	<b>Effective Citizenship: Leadership and Innovation:</b> Lead and innovate in various computer applications, contributing to advancements in the field and applying computer applications insights to emerging challenges.
PO-9	<b>Ethics:</b> Understand and commit to professional ethics and cyber regulations, responsibilities, and norms of professional computing practice.
PO-10	<b>Further Education or Employment:</b> Engage for further academic pursuits, including Ph.D.. Get employment in academia, research institutions, industry, government, and other public sectors.
PO-11	<b>Global Perspective:</b> Recognize the global nature of Computer Applications and its impact.

  
(Dr. Sanjay Kumar)

  
(Dr. V.K. Palle)

  
(Dr. A.K. Tiwari)


  
(Dr. Vibha Dubey)

  
(Dr. Pooja Rathi)

  
(Mr. Manish Rawani)

  
(Miss. Vartika Shrivastav)


  
(Dr. Pranjali Dewangan)

  
(Mr. Sanjay Bhattacharya)


**PROGRAMME SPECIFIC OUTCOMES (PSOs) :** At the end of the program, the student will be able to:

PSO1	Understand the nature of Information Technology and explore the concepts in further details.
PSO2	Apply the knowledge of IT concepts in interdisciplinary fields and draw the inferences by finding appropriate solutions.
PSO3	Pursue research in challenging areas of Computer Applications/Computer Science & IT
PSO4	Employ confidently the knowledge of Computer software and tools for treating the complex problems and scientific investigations.
PSO5	Qualify national level tests like NET/GATE etc.

Specification of Course	Semester	No. of Courses	Credits
Core	I-IV	25	84
Elective	II-III	04	16
Total		29	100
<b>Additional Courses</b> (Qualifying in nature, for Student admitted in School of Studies only)			
Generic Elective	II-III	02	04
Skill Enhancement (Value Added Courses)	II, III	02	04

  
(Dr. Sanjay Kumar)

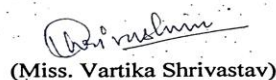
  
(Dr. V.K. Patle)


  
(Dr. A.K. Tiwari)


  
(Dr. Vibha Dubey)

  
(Dr. Pooja Rath)

  
(Mr. Manu Rawani)

  
(Miss. Vartika Shrivastav)

  
(Dr. Pranjali Dewangan)

  
(Mr. Sanjay Bhattacharya)

**Master of Science in Information Technology****SCHEME OF TEACHING AND EXAMINATIONS 2025-27****Master of Science in Information Technology (2 Years)****FIRST SEMESTER**


Subject Code	SUBJECTS	Teaching Load Per Week			Credit *	Examination Marks							
						Max. Marks				Min. Marks			
		L	T	P		Th	Ses	Pr	Total	Th	Ses	Pr	Total
MSc(IT)101	Object Oriented Programming with C++	3	1	-	4	100	25	-	125	40	15	-	55
MSc(IT)102	RDBMS and SQL	3	1	-	4	100	25	-	125	40	15	-	55
MSc(IT)103	Operating System	3	1	-	4	100	25	-	125	40	15	-	55
MSc(IT)104	Computer System Architecture	3	1	-	4	100	25	-	125	40	15	-	55
MSc(IT)105	Web Technology	3	1	-	4	100	25	-	125	40	15	-	55
MSc(IT)106	Lab-I: Programming in C++	-	-	2x2	2	-	50	100	150	-	30	50	80
MSc(IT)107	Lab-II: Programming in RDBMS, SQL & PL-SQL	-	-	2x2	2	-	50	50	100	-	30	25	55
MSc(IT)108	Lab-III: Programming in Web Technology	-	-	2x2	2	-	50	50	100	-	30	25	55
MSc(IT)109	Indian Knowledge System	-	-	2x2	2	-	25	-	25	-	15	-	15
	<b>TOTAL</b>	15	5	16	28	500	300	200	<b>1000</b>	200	180	100	<b>480</b>

**SECOND SEMESTER**


Subject Code	SUBJECTS	Teaching Load Per Week			Credit *	Examination Marks							
						Max. Marks				Min. Marks			
		L	T	P		Th	Ses	Pr	Total	Th	Ses	Pr	Total
MSc(IT)201	Programming in .NET Technology	3	1	-	4	100	25	-	125	40	15	-	55
MSc(IT)202	Data Structures	3	1	-	4	100	25	-	125	40	15	-	55
MSc(IT)203	Computer Network & Cyber Security	3	1	-	4	100	25	-	125	40	15	-	55
MSc(IT)204	Elective – I	3	1	-	4	100	25	-	125	40	15	-	55
MSc(IT)205	Elective – II	3	1	-	4	100	25	-	125	40	15	-	55
MSc(IT)206	Lab-IV: Programming in .NET	-	-	2x2	2	-	50	100	150	-	30	50	80
MSc(IT)207	Lab-V: Programming in Data Structure	-	-	2x2	2	-	50	50	100	-	30	25	55
MSc(IT)208	Lab-VI: Practical based on Computer Network	-	-	2x2	2	-	50	50	100	-	30	25	55
MSc(IT)209	Personality Development	-	-	2x2	2	-	25	-	25	-	15	-	15
	<b>TOTAL</b>	15	5	16	28	500	300	200	<b>1000</b>	200	180	100	<b>480</b>


\* L+T+(P/2)


S.No	Elective -I	Elective -II
I	Data Mining and Big Data	AI & Expert System
II	Cloud Computing	Internet of Things
III	Theory of Computation	Soft Computing
IV	MOOC	MOOC

  
(Dr. Sanjay Kumar)

  
(Dr. V.K. Patle)

  
(Dr. A.K. Tiwari)

  
(Dr. Vibha Dubey)

  
(Dr. Pooja Rathi)

  
(Mr. Manish Rawani)

  
(Miss. Vartika Shrivastav)

  
(Dr. Pranav Dewangan)

  
(Mr. Sanjay Bhattacharya)

**THIRD SEMESTER**

Subject Code	SUBJECTS	Teaching Load Per Week			Credit *	Examination Marks							
						Max. Marks				Min. Marks			
		L	T	P		Th	Ses	Pr	Total	Th	Ses	Pr	Total
MSc(IT) 301	Java Programming Language	3	1	-	4	100	25	-	125	40	15	-	55
MSc(IT) 302	Python Programming Language	3	1	-	4	100	25	-	125	40	15	-	55
MSc(IT) 303	Advanced Computer Architecture	3	1	-	4	100	25	-	125	40	15	-	55
MSc(IT) 304	Elective – III	3	1	-	4	100	25	-	125	40	15	-	55
MSc(IT) 305	Elective – IV	3	1	-	4	100	25	-	125	40	15	-	55
MSc(IT) 306	Lab-VII: Programming in Java	-	-	2x2	2	-	50	100	150	-	30	50	80
MSc(IT) 307	Lab-VIII: Programming in Python	-	-	2x2	2	-	50	50	100	-	30	25	55
MSc(IT) 308	Lab-IX: Common Software/Mini-Project	-	-	2x2	2	-	50	50	100	-	30	25	55
MSc(IT) 309	Internship	-	-	2x2	2	-	25	-	25	-	15	-	15
	<b>TOTAL</b>	15	5	16	28	500	300	200	<b>1000</b>	200	180	100	<b>480</b>

**Note – Student should join Summer Internship of 4 to 6 weeks, after Second Semester Examination.**


S.No	Elective –III	Elective -IV
I	Software Engineering	Wireless Communication and Networks
II	Digital Image Processing	Analysis and Design of Algorithms
III	Compiler Design	Computer Graphics
IV	MOOC	MOOC

**FOURTH SEMESTER**


Subject Code	SUBJECTS	Teaching Load Per Week			Credit*	Examination Marks							
						Max. Marks				Min. Marks			
		L	T	P		Sessional Marks of Project Work	Project Viva-Voce	Pr	Total	Sessional Marks of Project Work	Project Viva-Voce	Pr	Total
MSc(IT) 401	Internship: System Development Project & Implementation / Research Project (Dissertation)	-	-	32	16	200	200	-	400	120	100	-	220
MSc(IT) 402	MOOC	<b>Non Credit but mandatory course</b>											
	<b>TOTAL</b>	-	-	32	16	200	200	-	400	120	100	-	220

\* L+T+(P/2)


- \* The work done by the students should be enough to justify the duration of project as 5 to 6 months.
- \* The certificate of Company/institute must specify the duration of at least five months.
- \* Students having undergoing Project will have to send the confirmation letter from the company/institute within 15 days of joining. This letter will have to consist of the information regarding Company/institute name, Guide Name, Project Title, Project Starting Date etc.
- \* Students undergoing Project work should send a Progress Report after completion of two months to the department.
- \* The student will have to deliver Seminar and will have to submit two copies of Project Reports after completion of Project Work.
- \* Preferably, independent work should be carried out by each student.
- \* Participating in Workshops, Conferences and Seminars or publishing Research Papers will be given weightage in the Research Project.
- \* Students should register for any one MOOC course from SWAYAM/NPTEL/RSU LMS under the guidance of a mentor and a certificate of completion must be submitted to the mentor.

  
(Dr. Sanjay Kumar)

  
(Dr. V.K. Patle)

  
(Dr. A.K. Tiwari)


  
(Dr. Vibha Dubey)

  
(Dr. Pooja Rathi)

  
(Mr. Manish Rawani)

  
(Miss. Vartika Shrivastav)

  
(Dr. Pranav Dewangan)

  
(Mr. Sanjay Bhattacharya)

**Note:**






- In place of Elective Course of II and III semester, Student can choose paper(s) from **any one MOOC course from SWAYAM/NPTEL/RSU LMS** subject to the following conditions:
  - The chosen paper from **any one MOOC course from SWAYAM/NPTEL/RSU LMS** will be other than the papers offered in the current course structure.
  - The paper will be of PG level with a minimum of 12 weeks' duration of 5 credits and 100 marks.
  - The list of courses on SWAYAM keeps changing; the departmental committee will finalize the list of MOOC courses for each semester.
  - The paper(s) may be chosen from **any one MOOC course from SWAYAM/NPTEL/RSU LMS** on the recommendation of Head of the Department.
- The candidates who have joined the PG Program in School of Studies (University Teaching Department), shall undergo Generic Elective Courses (only qualifying innature) offered by other departments/SoS in Semester II and Semester III.
- The candidates who have joined the PG Program in School of Studies in Computer Science & IT Studies (University Teaching Department), shall undergo Skill Enhancement Course/Value Added Course (only qualifying in nature) in Semester II and Semester III.


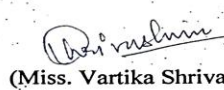


**Generic Elective Courses:** (Offered to PG students of other Departments/SoS only)

Semester	Course Code	Course Title	Course Type (T/P)	Hrs/ Week	Credits	Marks		
						CIA	ESE	Total
II	CS-CBCS-01	Computer Networking & Introduction to HTML	T	2	2	20	80	100
III	CS-CBCS-02	Essential of Information Technology	T	2	2	20	80	100

**Skill Enhancement (Value Added Courses):** (Offered to the PG students of SoS in Computer Science & IT)

Semester	Course Code	Course Title	Course Type (T/P)	Hrs/ Week	Credits	Marks		
						CIA	ESE	Total
II	CS-VAC-01	Web Designing	T	2	2	25	100	125
III	CS-VAC-02	Mobile App Development	T	2	2	25	100	125

 (Dr. Sanjay Kumar)
  (Dr. V.K. Patle)
  (Dr. A.K. Tiwari)
  (Dr. Vibha Dubey)
  (Dr. Pooja Rathi)


 (Mr. Manu Rawani)
  (Miss. Vartika Shrivastav)
  (Dr. Pranav Dewangan)
  (Mr. Sanjay Bhattacharya)




**Program Articulation Matrix:**

Following matrix depicts the correlation between all the courses of the program and Program Outcomes

CourseCode	POs								PSO				
	1	2	3	4	5	6	7	8	1	2	3	4	5
MSc(IT)101	√	√	√	√	√	√	√	×	√	√	√	×	√
MSc(IT)102	√	√	√	√	√	√	√	√	√	√	√	×	√
MSc(IT)103	√	√	√	√	√	×	√	√	√	×	√	×	√
MSc(IT)104	√	√	√	√	√	√	√	√	√	√	√	×	√
MSc(IT)105	√	√	√	√	√	√	√	×	√	√	√	×	×
MSc(IT)106	√	√	√	√	√	√	√	×	√	√	√	×	√
MSc(IT)107	√	√	√	√	√	√	√	√	√	√	√	×	√
MSc(IT)108	√	√	√	√	√	×	√	√	√	×	√	×	×
MSc(IT)109	√	√	√	√	√	√	√	√	√	√	√	×	×
MSc(IT) 201	√	√	√	√	√	√	√	×	√	√	√	×	×
MSc(IT) 202	√	√	√	√	√	√	√	√	√	√	√	×	×
MSc(IT) 203	√	√	√	√	√	√	√	√	√	√	√	×	√
MSc(IT) 204-I	×	√	×	√	√	√	√	×	×	×	×	√	×
MSc(IT) 204-II	×	√	×	√	√	√	√	×	×	×	×	√	×
MSc(IT) 204-III	×	√	×	√	√	√	√	×	×	×	×	√	×
MSc(IT) 205-I	√	√	√	√	√	√	√	√	√	√	√	×	×
MSc(IT) 205-II	√	√	√	√	√	√	√	√	√	√	√	×	×
MSc(IT) 205-III	√	√	√	√	√	√	√	√	√	√	√	×	×
MSc(IT) 206	√	√	√	√	×	√	√	√	√	√	√	√	√
MSc(IT) 207	√	√	√	√	√	√	√	√	√	√	√	√	√
MSc(IT) 208	√	√	√	×	√	×	√	√	√	√	√	×	×
MSc(IT) 209	√	√	√	√	√	√	√	√	√	√	×	√	×
MSc(IT) 301	√	√	√	×	√	×	√	√	√	√	√	×	×
MSc(IT) 302	√	√	√	×	√	√	√	√	√	√	√	×	√
MSc(IT) 303	√	√	√	√	√	√	√	√	√	√	√	×	√
MSc(IT) 304-I	√	√	√	√	√	√	√	√	√	√	√	×	√
MSc(IT) 304-II	√	√	√	√	√	√	√	√	√	√	√	×	√
MSc(IT) 304-III	√	√	√	√	√	√	√	√	√	√	√	×	√
MSc(IT) 305-I	×	√	×	√	√	√	√	×	×	×	×	√	×
MSc(IT) 305-II	×	√	×	√	√	√	√	×	×	×	×	√	×
MSc(IT) 305-III	×	√	×	√	√	√	√	×	×	×	×	√	×
MSc(IT) 306	√	√	√	√	√	√	√	√	√	√	√	×	×
MSc(IT) 307	√	√	√	√	√	√	√	√	√	√	√	√	×
MSc(IT) 308	√	√	√	√	√	√	√	√	√	√	√	√	√
MSc(IT) 309	√	√	√	×	√	×	√	√	√	√	√	×	×
MSc(IT) 401	×	√	×	√	×	√	√	√	√	√	√	√	√
No. of courses mapping the PO/PSO	27	30	27	25	28	24	30	24	28	26	27	9	14

  
(Dr. Sanjay Kumar)

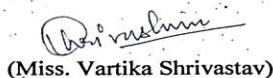
  
(Dr. V.K. Patle)

  
(Dr. A.K. Tiwari)


  
(Dr. Vibha Dubey)

  
(Dr. Pooja Rathi)

  
(Mr. Manju Rawani)

  
(Miss. Vartika Shrivastav)

  
(Dr. Pranav Dewangan)

  
(Mr. Sanjay Bhattacharya)

**M.Sc. (IT) Semester-I**

Program	Subject	Year	Semester
M.Sc.	Information Technology	1	I
Course Code	Course Title		Course Type
MSc(IT)101	Object Oriented Programming with C++		Core
Credit	Hours Per Week (L-T-P)		
	L	T	P
4	3	1	0
Maximum Marks	Sessional		Theory
125	25		100

**Learning Objective (LO):**

The course aims to equip students with a deep understanding of oop concepts, particularly in programming theory, and skilled them to apply this knowledge to solve programming problems.

**Course Outcomes (CO):**


CO No.	Expected Course Outcomes	CL
	At the end of the course, the students will be able to :	
1	Understand the basic terminology used in computer programming and will be able to design programs involving decision structures, loops and functions.	Ap
2	Understand the dynamics of memory by the use of pointers, understand different data structures and create/update basic data files	U
3	Understand the basic concepts of inheritance by which they can achieve the code reusability.	U
4	Understand the file handling concept they can easily create file and can also perform specific operations in existing files.	Ap
5	Skills - At the end of the course, a student will be able to: a) Analyse a simple programming problem specification. b) Design a high-level (programming language independent) solution to the problem using functional abstraction and general imperative programming language constructs.	Ap

CL: Cognitive Levels (**R**-Remember; **U**-Understanding; **Ap**-Apply; **An**-Analyze; **E**-Evaluate; **C**-Create).


**CO-PO/PSO Mapping for the course:**

PO \ CO	POs											PSO				
	1	2	3	4	5	6	7	8	9	10	11	1	2	3	4	5
CO1	3	3	1	-	1	-	3	1	-	1	-	3	1	-	-	-
CO2	2	2	3	1	1	1	2	-	-	-	-	3	2	-	-	3
CO3	3	3	3	1	1	1	3	-	2	2	-	3	1	-	-	2
CO4	3	2	3	1	1	2	3	1	-	2	1	3	2	-	-	-
CO5	3	3	3	1	1	2	2	-	-	3	2	3	2	3	-	-


"3" - Strong; "2" - Moderate; "1" - Low; "-" No Correlation

  
(Dr. Sanjay Kumar)

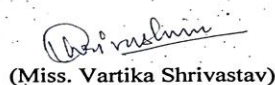
  
(Dr. V.K. Palle)

  
(Dr. A.K. Tiwari)

  
(Dr. Vibha Dubey)

  
(Dr. Pooja Rathi)

  
(Mr. Manish Rawani)

  
(Miss. Vartika Shrivastav)

  
(Dr. Pranav Dewangan)

  
(Mr. Sanjay Bhattacharya)








## Detailed Syllabus MSc(IT)101 Object Oriented Programming with C++

Unit No.	Topics	No. of Hours	CO No.
I	<b>UNIT – I: Language Fundamental</b> <b>Overview of OOP:</b> The Object Oriented paradigm, Basic concepts of OOP, Benefits of OOP, Object oriented languages, <b>Data Types:</b> Built-in data types, User-defined data types, Derived data types. <b>Constants and Variables:</b> symbolic constants, Dynamic initialization of variable, Reference variable. Operators in C++. <b>Control Structures:</b> if-else, nested if-else, while, do-while, for, break, continue, switch, goto statement.	10	1
II	<b>UNIT – II: Structure &amp; Function</b> <b>Structures:</b> A Simple structure, Defining a structure variable, Accessing structures member, Enumeration data type. <b>Function:</b> Function Declaration, Calling Function, Function Definition, <b>Passing Arguments to function:</b> Passing Constant, Passing Value, Reference Argument, Structure as argument, Default Argument. <b>Returning values from function:</b> return statement, Returning structure variable, Return by reference. Overloaded Function, Inline Function, Templates.	10	2
III	<b>UNIT – III: Object Classes and Inheritance</b> Object and Class, Defining the class and its member, Making an outside function inline, nesting of member function, array as class member, structure and classes. <b>Memory allocation:</b> memory allocation for objects, new and delete operator, static data member, static member functions, object as function argument. <b>Constructor &amp; Destructor:</b> Null and default constructor. Parameterized constructor, Constructor with default argument, copy constructor, class destructors, <b>Inheritance:</b> Introduction to inheritance, Types of inheritance, function overriding, Constructor in Derived class. <b>Access specifiers:</b> public, private, protected.	10	3
IV	<b>UNIT – IV: Pointers, Virtual Function and Operator Overloading</b> <b>Pointers:</b> Introduction, & and * operator, pointer to object, this pointer, pointer to derived class. <b>Dynamic polymorphism:</b> Virtual function, Pure Virtual Function, Abstract class. <b>Static Polymorphism:</b> Operator keyword, overloading unary operator (++(pre increment and post increment),--) using operator function, overloading binary operators (+, -, ==, >=, <=, +=, <, >, [] ), Friend function, Friend class, overloading binary operators using friend function.	10	4
V	<b>UNIT – V: File &amp; Stream</b> <b>File and Stream:</b> C++ Stream class, unformatted I/O operations, formatted console I/O, manipulators, opening and closing a file, detecting eof, file modes, get(), put(), reading and writing a class object, Updating a file random access.	10	5


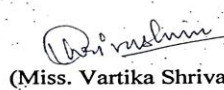


### Books Recommended:

- **Object Oriented Programming with C++ :** E. Balagurusamy, The McGraw-Hill
- **The C++ Programming Language:** Bjarne Stroustrup, Addison Wasley.
- **Object Oriented Programming in C++:** Robert Lafore, Galgotia Publications.
- **Introduction to Object Oriented Programming:** K V Witt, Galgotia Publications.
- **Object Oriented Programming:** G Blaschek, Springer Verlag
- **Object Data Management:** R Cattel, Addison Wasley.

### M.Sc. (IT) Semester-I

(Dr. Sanjay Kumar)    (Dr. V.K. Patle)    (Dr. A.K. Tiwari)    (Dr. Vibha Dubey)    (Dr. Pooja Rathi)

(Mr. Manish Rawani)    (Miss. Vartika Shrivastav)    (Dr. Pranjali Dewangan)    (Mr. Sanjay Bhattacharya)

Program	Subject	Year	Semester
M.Sc.	Information Technology	1	I
Course Code	Course Title		Course Type
MSc(IT)102	RDBMS and SQL		Core
Credit	Hours Per Week (L-T-P)		
	L	T	P
4	3	1	0
Maximum Marks	Sessional		Theory
125	25		100

**Learning Objective (LO):**

The course objective is to make students learn a understanding of DBMS concepts specifically SQL Concepts and PL- SQL programming.

**Course Outcomes (CO):**

CO No.	Expected Course Outcomes	CL
	At the end of the course, the students will be able to :	
1	Design a database based on the given requirement.	Ap
2	Make Database oriented application with knowledge of subject provided to them.	Ap
3	Get the knowledge about Standard Query Language statements, PL/SQL, Query processing and optimization.	U
4	Apply normalization techniques on given database.	Ap
5	Learn the basic building blocks of data warehousing, mining, Big Data Analytics, cloud computing etc.	U






CL: Cognitive Levels (**R**-Remember; **U**-Understanding; **Ap**-Apply; **An**-Analyze; **E**-Evaluate; **C**-Create).


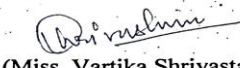


**CO-PO/PSO Mapping for the course:**

CO \ PO	POs											PSO				
	1	2	3	4	5	6	7	8	9	10	11	1	2	3	4	5
CO1	1	3	3	3	1	-	2	1	1	-	-	3	1	-	-	-
CO2	3	3	3	1	1	1	3	-	-	-	-	3	2	-	-	1
CO3	1	2	2	1	1	1	2	-	-	2	-	3	2	-	1	2
CO4	3	3	2	1	1	2	3	1	-	2	1	3	2	-	-	-
CO5	3	2	3	1	1	-	2	-	-	2	2	3	2	3	-	-

"3" – Strong; "2" – Moderate; "1"- Low; "-" No Correlation

**Detailed Syllabus**

 (Dr. Sanjay Kumar)
  (Dr. V.K. Patle)
  (Dr. A.K. Tiwari)
  (Dr. Vibha Dubey)
  (Dr. Pooja Rathi)

 (Mr. Manish Rawani)
  (Miss. Vartika Shrivastav)
  (Dr. Pranjali Dewangan)
  (Mr. Sanjay Bhattacharya)






## MSc(IT)102 RDBMS and SQL

Unit No.	Topics	No. of Hours	CO No.
I	<b>UNIT - I: Overview of Database Management</b> Data, Information and knowledge, Importance of database oriented approach to data management; data independence, database administration roles, DBMS architecture, different kinds of DBMS users, importance of data dictionary, contents of data dictionary, types of database languages. Data models: network, hierarchical, relational. Introduction to distributed databases, Client/Server databases, Object-oriented databases.	10	1
II	<b>UNIT - II: ER Model &amp; Relational Algebra</b> Entity - Relationship model as a tool for conceptual design- entities, attributes and relationships. ER diagrams; Concept of keys; Case studies of ER modeling Generalization; specialization and aggregation. Converting an ER model into relational Schema. <b>Relational Algebra:</b> select, project, cross product, different types of joins; set operations, Tuple relational calculus, Domain relational calculus.	10	2
III	<b>UNIT - III : Normalization</b> Introduction, Pitfalls in database design, Anomalies, Decomposition, Functional dependencies, Join dependencies, Normal forms (1NF, 2NF, 3NF). Boyce-Codd Normal form, Multi-Valued Dependencies, 4NF, 5NF. Denormalization. Protecting the Data Base - Integrity, Security and Recovery. Domain Constraints, Referential Integrity, Assertion, Security & Authorization in SQL.	10	3
IV	<b>UNIT - IV: SQL and Relational Database Design</b> Introduction to SQL constructs (SELECT...FROM, WHERE... GROUP BY... HAVING... ORDERBY...), CREATE, INSERT, DELETE, UPDATE, ALTER, LIKE, DROP, VIEW definition and use, Temporary tables, Nested queries, and correlated nested queries, Integrity constraints: Not null, unique, check, primary key, foreign key, references. Transaction control commands -grant, privileges, commit, Rollback, Savepoint.	10	4
V	<b>UNIT - V: PL/SQL</b> Introduction to PL/SQL variables – literals – data types – advantages of PL/SQL; Control statements : if ; iterative control – loop, while, for, goto ; exit when; Cursors : Types –implicit, explicit – parameterized cursors – cursor attributes; Exceptions: Types – internal , user-defined , handling exceptions – raise statement; Triggers. Sub programs: Functions – procedures – in, out, inout parameters; purity functions – packages – package specification -advantages of packages.	10	5


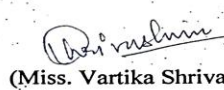


### Books Recommended:

- **Database System Concept:** A. Silberschatz , H.F. Korth and S. Sudarshan, TMH
- **Fundamentals of Database Systems:** Elmasri & Nawathe, Pearson Education
- **An Introduction to Database Systems:** C. J. Date, AWL Publishing Company
- **SQL, PL/SQL:** Ivan Bayross, BPB Publication
- **An Introduction to database systems:** Bipin Desai, Galgotia Publication.
- **Database Management System:** A. K. Majumdar & P. Bhattacharya, TMH

### M.Sc. (IT) Semester-I

(Dr. Sanjay Kumar)    (Dr. V.K. Patle)    (Dr. A.K. Tiwari)    (Dr. Vibha Dubey)    (Dr. Pooja Rathi)

(Mr. Manish Rawani)    (Miss. Vartika Shrivastav)    (Dr. Pranjali Dewangan)    (Mr. Sanjay Bhattacharya)

Program	Subject	Year	Semester
M.Sc.	Information Technology	1	I
Course Code	Course Title		Course Type
MSc(IT)103	Operating System		Core
Credit	Hours Per Week (L-T-P)		
	L	T	P
4	3	1	0
Maximum Marks	Sessional		Theory
125	25		100

**Learning Objective (LO):**

The course learning objective is to develop an understanding of Operating System Concepts for relating the other subjects with the functions of OS.

**Course Outcomes (CO):**

CO No.	Expected Course Outcomes	CL
	At the end of the course, the students will be able to :	
1	Know the basics of how does operating system work.	U
2	Inculcate knowledge of basic functions of operating system like memory management, disk scheduling etc.	U
3	Develop critical thinking to manage processes and learn managing hardware and software both.	U
4	Develop internal knowledge of system handling.	E
5	Know about how process starts their execution and how it completes.(U)	E






CL: Cognitive Levels (**R**-Remember; **U**-Understanding; **Ap**-Apply; **An**-Analyze; **E**-Evaluate; **C**-Create).


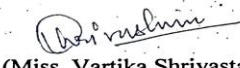


**CO-PO/PSO Mapping for the course:**

PO CO	POs											PSO				
	1	2	3	4	5	6	7	8	9	10	11	1	2	3	4	5
CO1	3	3	3	-	1	-	3	1	-	-	-	3	1	-	-	-
CO2	3	3	3	1	1	1	3	-	-	-	-	3	2	-	-	3
CO3	3	3	3	1	1	1	3	-	-	2	-	3	2	-	-	2
CO4	3	3	3	1	1	2	3	1	-	2	1	3	2	-	-	-
CO5	3	3	3	1	1	-	2	-	-	2	2	3	2	3	-	-

"3" - Strong; "2" - Moderate; "1"- Low; "-" No Correlation

**Detailed Syllabus**

 (Dr. Sanjay Kumar)
  (Dr. V.K. Patle)
  (Dr. A.K. Tiwari)
  (Dr. Vibha Dubey)
  (Dr. Pooja Rathi)

 (Mr. Manish Rawani)
  (Miss. Vartika Shrivastav)
  (Dr. Pranjali Dewangan)
  (Mr. Sanjay Bhattacharya)






### MSc(IT)103 Operating System

Unit No.	Topics	No. of Hours	CO No.
I	<b>UNIT – I: Introduction</b> Defining operating system, History and Evolution of operating system, Dual mode operation in operating system, <b>Basic Concepts:</b> batch processing, spooling, multiprogramming, multiprocessor system, time sharing, real time systems, Functions and Goals of operating system, Operating system as resource manager, Operating system as an abstract machine.	10	1
II	<b>UNIT – II: Processor Management</b> Process concept, Process Control Block, <b>Process State:</b> State Transition Diagram, <b>Scheduling Queues:</b> Queuing Diagram, Types of schedulers-context switching and dispatcher, various types of CPU scheduling algorithms and their evaluation, multilevel queues and multilevel feedback queues, Thread life cycle, multithreading,	10	2
III	<b>UNIT – III: IPC and Dead Locks</b> <b>Inter Process Communication:</b> competing and co-operating processes, Introduction to concurrent processing, Precedence graphs, Critical section problem, Semaphore concept, Study of classical process synchronization problems: Producer–Consumer, Dining Philosophers. <b>Deadlocks:</b> The dead lock problem, dead lock definition, <b>Deadlock Characterization:</b> necessary condition, resource allocation graph, <b>Deadlocks handling:</b> Deadlock prevention, Deadlock avoidance, Banker's algorithm, Deadlock detection, Recovery from Deadlock.	10	3
IV	<b>UNIT – IV: Memory Management</b> Preliminaries of memory management, Contiguous memory allocation, partitioned allocation MFT, fragmentation, MVT, partition allocation policies, compaction, Non-Contiguous memory allocation, Paging, Structure of page table, Segmentation, <b>Virtual Memory:</b> Concepts, demand paging, Swapping, <b>Page replacement policies:</b> FIFO, Optimal, LRU, MRU, Thrashing. <b>Secondary Storage:</b> Hierarchy, physical characteristics, evaluation of disk access time and data transfer rate, <b>Scheduling algorithms:</b> FCFS, SCAN etc.	10	4
V	<b>UNIT – V: File and Device Management</b> <b>File concept:</b> file types, file directory maintenance, file sharing, basic file system structure, access methods-sequential and direct access, free space management contiguous, linked allocation and indexed allocation and their performances. <b>Protection and Security:</b> principle of protection, domain structure, access matrix, access control, the security problems. <b>Distributed systems:</b> Introduction & Features, Types of distributed OS.	10	5


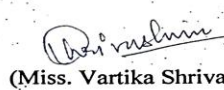


#### Books Recommended:

- **Operating System Concepts**, Abraham Silberschatz, Peter B. Galvin and Greg Gagne, Wiley India
- **Modern Operating System**, Andrew .S. Tanenbaum, PHI
- **Operating System Concepts**, James L. Peterson and Abraham Silberschatz, Addison-Wesley
- **Operating System Concepts & Design**, Milan Milenkovic, MGH
- **An Introduction to Operating Systems**, Harvey M. Dietel, Addison Wesley

#### M.Sc. (IT) Semester-I

(Dr. Sanjay Kumar)    (Dr. V.K. Patle)    (Dr. A.K. Tiwari)    (Dr. Vibha Dubey)    (Dr. Pooja Rathi)

(Mr. Manish Rawani)    (Miss. Vartika Shrivastav)    (Dr. Pranjali Dewangan)    (Mr. Sanjay Bhattacharya)



Program	Subject	Year	Semester
M.Sc.	Information Technology	1	I
Course Code	Course Title		Course Type
MSc(IT)104	Computer System Architecture		Core
Credit	Hours Per Week (L-T-P)		
	L	T	P
4	3	1	0
Maximum Marks	Sessional		Theory
125	25		100

**Learning Objective (LO):**

The course develops an understanding of Computer architecture and its detailed working. It inculcates the cognition of circuit design of internal parts of computers and its electronics basics.

**Course Outcomes (CO):**

CO No.	Expected Course Outcomes	CL
	At the end of the course, the students will be able to :	
1	Develops an intuitive knowledge of circuitry design of electronic components.	R
2	Understand the overall internal architecture of computer in detail and also the digital representation of data in a computer system.	U
3	Understand the general concepts in digital logic design, including logic elements and their use in combinational and sequential logic circuit design.	An
4	Understand computer arithmetic formulate and solve problems, understand the performance requirements of systems.	E
5	Familiar with system hardware component.	U






CL: Cognitive Levels (**R**-Remember; **U**-Understanding; **Ap**-Apply; **An**-Analyze; **E**-Evaluate; **C**-Create).


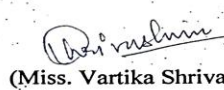


**CO-PO/PSO Mapping for the course:**

PO CO	POs											PSO				
	1	2	3	4	5	6	7	8	9	10	11	1	2	3	4	5
CO1	3	3	3	-	1	-	3	1	-	-	-	3	1	-	-	-
CO2	3	3	3	1	1	1	3	-	-	-	-	3	2	-	-	3
CO3	3	3	3	1	1	1	3	-	-	2	-	3	2	-	-	2
CO4	3	3	3	1	1	2	3	1	-	2	1	3	2	-	-	-
CO5	3	3	3	1	1	-	2	-	-	2	2	3	2	3	-	-

"3" – Strong; "2" – Moderate; "1"- Low; "-" No Correlation

**Detailed Syllabus****MSc(IT)104**

 (Dr. Sanjay Kumar)
  (Dr. V.K. Patle)
  (Dr. A.K. Tiwari)
  (Dr. Vibha Dubey)
  (Dr. Pooja Rathi)

 (Mr. Manju Rawani)
  (Miss. Vartika Shrivastav)
  (Dr. Pranav Dewangan)
  (Mr. Sanjay Bhattacharya)








## Computer System Architecture


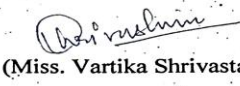


Unit No.	Topics	No. of Hours	CO No.
I	<b>UNIT – I Representation of Information and H/w component</b> Number system (decimal, BCD, octal, hexadecimal) and conversions, $r$ and $r-1$ 's complement, Fixed and Floating point representation, Binary codes: Excess-3, ASCII, EBCDIC, Error detection codes. Boolean Algebra, Map simplification K-Map, Logic Gates, <b>Combinational Circuit:</b> Half and Full Adder, Decoder and Multiplexer; <b>Sequential Circuit:</b> Flip-Flop (SR, D, JK, Master-Slave,T), 4 bit Register, Register with parallel load, Shift register, Binary ripple Counter, Binary synchronous counter.	10	1
II	<b>UNIT – II Register transfer language and micro operations</b> Register Transfer Language (RTL), Concepts of bus, Bus and Memory transfers, <b>Micro-operation:</b> Arithmetic, Logic and Shift micro operation, Instruction code, Computer registers, Computer instructions, Timing and control, Instruction Cycle and Interrupt Cycle, Memory reference instructions, Input-output and interrupt, Design of basic computer	10	2
III	<b>UNIT – III Programming Computers and CPU</b> Machine Language, Assembly Language, Assembler, Program Loops, Input/Output, Programming, General register organization, Stack organization, Instruction format, Addressing modes, Data transfer and manipulation language, Micro-programmed and Hardwired control, RISC Vs. CISC, <b>Pipelining in CPU design:</b> , Parallel Processing ,Arithmetic and RISC pipelining.	10	3
IV	<b>UNIT – IV Computer Arithmetic and I/O Techniques</b> Addition, Subtraction, Division and Multiplication Algorithm, Input-Output Interface, asynchronous data transfer; <b>Modes of transfer:</b> Programmed I/O, Interrupt Mechanism, Direct Memory Access (DMA), I/O Processor.	10	4
V	<b>UNIT – V Memory Organization</b> <b>Memory hierarchy:</b> Static and Dynamic RAM, ROM; Building large memory using chips, Associative Memory: associative mapping, Direct mapping, set associative mapping; Cache Memory Organization, Virtual Memory.	10	5

### BOOKS RECOMMENDED:

- **Computer System Architecture**, *Morris Mano*, PHI, 3rd Edition)
- **Computer Organization and Architecture**, *William Stalling*, PHI
- **Computer organization and Architecture**, *J.P.Hayes*, TMH.
- **Digital Computer Logic Design**, *Morris Mano* ,PHI
- **Computer System Architecture and organization**, *Dr. M. Usha, and T. S. Shrikant*, Wiley publication.
- **Digital Computer Electronics**, *Malvino*.
- **Structured Computer Organization**, *Andrew S. Tanenbanm*, PHI
- **Modern Digital Electronics**, *R.P.Jain*, TMH
- **Fundamental of microprocessors**, *B. Ram*

### M.Sc. (IT) Semester-I





  
 (Dr. Sanjay Kumar) (Dr. V.K. Patle) (Dr. A.K. Tiwari) (Dr. Vibha Dubey) (Dr. Pooja Rathi)




  
 (Mr. Manish Rawani) (Miss. Vartika Shrivastav) (Dr. Pranjali Dewangan) (Mr. Sanjay Bhattacharya)

Program	Subject	Year	Semester
M.Sc.	Information Technology	1	I
Course Code	Course Title		Course Type
MSc(IT)105	Web Technology		Core
Credit	Hours Per Week (L-T-P)		
	L	T	P
4	3	1	0
Maximum Marks	Sessional		Theory
125	25		100

**Learning Objective (LO):**

This course aims to learn concepts related to internet protocols and its detailed functionalities. It also helps to develop an understating of WWW and transmission protocols.

**Course Outcomes (CO):**

CO No.	Expected Course Outcomes	CL
	At the end of the course, the students will be able to :	
1	Familiar with fundamentals of computers and organization of computer various Internet protocols and the concepts of Internet.	U
2	Differentiate between various e-mail protocols and their working.	U
3	Familiar with the concept of remote login with the understandability of hosting and maintaining of website.	AP
4	Get knowledge about Internet security and Firewalls.	U
5	Familiar with functionality of E-commerce and E-payment system.	E


CL: Cognitive Levels (**R**-Remember; **U**-Understanding; **Ap**-Apply; **An**-Analyze; **E**-Evaluate; **C**-Create).

**CO-PO/PSO Mapping for the course:**

PO CO	POs											PSO				
	1	2	3	4	5	6	7	8	9	10	11	1	2	3	4	5
CO1	3	3	3	-	1	-	3	1	-	-	-	3	1	-	-	-
CO2	3	3	3	1	1	1	3	-	-	-	-	3	2	-	-	3
CO3	3	3	3	1	1	1	3	-	-	2	-	3	2	-	-	2
CO4	3	3	3	1	1	2	3	1	-	2	1	3	2	-	-	-
CO5	3	3	3	1	1	-	2	-	-	2	2	3	2	3	-	-

"3" – Strong; "2" – Moderate; "1"- Low; "-" No Correlation

**Detailed Syllabus**  
**MSc(IT)105**

  
 (Dr. Sanjay Kumar) (Dr. V.K. Patle) (Dr. A.K. Tiwari) (Dr. Vibha Dubey) (Dr. Pooja Rathi)  
 (Mr. Manish Rawani) (Miss. Vartika Shrivastav) (Dr. Pranav Dewangan) (Mr. Sanjay Bhattacharya)






## Web Technology


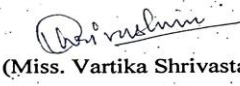


Unit No.	Topics	No. of Hours	CO No.
I	<b>UNIT - I</b> <b>Introduction to Computer and Hardware:</b> Introduction of Information Technology, History of Computers, Organization of computers, Number Systems, Programming language and types, Public domain software, Applications of Information Technology in business, industry, entertainment, science, engineering and medicine.	10	1
II	<b>UNIT - II</b> <b>Internet and its Application:</b> Evolution of internet, Internet applications, TCP/IP, Addressing in Internet (IP), Domains, Internet service providers, Connectivity such as dial up, leased line, VSAT. E-mail protocols (X-400, SMTP, UUCP), Description of E-Mail headers, Email routing, e-mail client, POP-3, IMAP- 4.	10	2
III	<b>UNIT - III</b> <b>FTP and Telnet:</b> Introduction to File Transfer Protocol (FTP), Types of FTP servers (including anonymous), Telnet protocol, Telnet client, Terminal emulation. Usenet and Internet relay chat, Web publishing tool, Website planning, Website Hosting , Multiple sites on one server, Maintaining a web site, WWW servers, HTTP & URLs, Registration of website on search engines , maintenance of website.	10	3
IV	<b>UNIT - IV</b> <b>Dynamic HTML and Web Designing:</b> HTML Basic concepts, Web designing issue, Structure of HTML documents, HTML Elements: Core attributes, Language attributes, Linking Basics, Linking in HTML, Images and Anchors, Anchor Attributes, Image Maps, Semantic Linking Meta Information, Image Preliminaries, Image Download issues, Images as Buttons, Introduction to Layout: Backgrounds, Colors and Text, Fonts, Layout with Tables, Introduction to CSS.	10	4
V	<b>UNIT - V</b> <b>Internet Security:</b> Internet security vulnerability and threats, Firewalls, Introduction to AAA, Malwares. <b>E-Commerce:</b> Introduction, Concepts & technology, Advantages, Limitations, Various electronics payment system, Payment Gateways, Introduction to EDI.	10	5

### Books Recommended:

- **Computers Today**, S.K.Basadra, Galgotia Publication..
- **Internet for Every One**, Alexis Leon and Mathews Leon, Tech World.2008 print.
- **Introduction to Computers**, P.K.Sinha, BPB Publication.
- **Fundamentals of Computers**, V. Rajaraman, Prentice Hall of India.
- **HTML Complete Reference**, Thomas A. Powell, TMH
- **Frontiers of Electronics of Commerce** , Ravi kalakota & Andrew B. Whinston, Addison Wesley

### M.Sc. (IT) Semester-I





  
 (Dr. Sanjay Kumar) (Dr. V.K. Palle) (Dr. A.K. Tiwari) (Dr. Vibha Dubey) (Dr. Pooja Rathi)




  
 (Mr. Manish Rawani) (Miss. Vartika Shrivastav) (Dr. Pranjali Dewangan) (Mr. Sanjay Bhattacharya)

Program	Subject	Year	Semester
M.Sc.	Information Technology	1	I
Course Code	Course Title		Course Type
MSc(IT)106	Lab-I: Programming in C++		Core
Credit	Hours Per Week (L-T-P)		
	L	T	P
2	-	-	4
Maximum Marks	Sessional		Practical
150	50		100

### Learning Objective (LO):

The learning objective of the course is implement concepts of OOP by developing programs in lab to solve real world programming issues.

### Course Outcomes (CO):

CO No.	Expected Course Outcomes	CL
	At the end of the course, the students will be able to :	
1	Understand the basic terminology used in computer programming and will be able to design programs involving decision structures, loops and functions.	Ap
2	Understand the dynamics of memory by the use of pointers, understand different data structures and create/update basic data files.	Ap
3	Understand the basic concepts of inheritance by which they can achieve the code reusability.	Ap
4	Understanding the file handling concept they can easily create file and can also perform specific operations in existing files.	Ap
5	Skills - At the end of the course, a student will be able to: a) Analyze a simple programming problem specification. b) Design a high-level (programming language independent) solution to the problem using functional abstraction and general imperative programming language constructs.	Ap






CL: Cognitive Levels (**R**-Remember; **U**-Understanding; **Ap**-Apply; **An**-Analyze; **E**-Evaluate; **C**-Create).


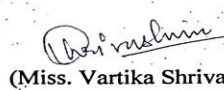


### CO-PO/PSO Mapping for the course:

CO \ PO	POs											PSO				
	1	2	3	4	5	6	7	8	9	10	11	1	2	3	4	5
CO1	2	3	3	1	1	-	2	1	-	2	2	3	-	2	-	3
CO2	3	2	3	-	2	-	2	1	-	1	2	2	1	1	1	-
CO3	3	3	3	1	2	3	-	1	2	2	2	3	-	2	-	-
CO4	1	3	3	1	2	-	2	2	-	2	1	3	-	1	1	-
CO5	3	3	3	1	2	-	1	1	1	2	2	3	-	2	-	1

"3" – Strong; "2" – Moderate; "1" - Low; "-" No Correlation

### Detailed Syllabus MSc(IT)106

 (Dr. Sanjay Kumar)
  (Dr. V.K. Patle)
  (Dr. A.K. Tiwari)
  (Dr. Vibha Dubey)
  (Dr. Pooja Rathi)


 (Mr. Manju Rawani)
  (Miss. Vartika Shrivastav)
  (Dr. Pranav Dewangan)
  (Mr. Sanjay Bhattacharya)

**Lab-I: Programming in C++**


Unit No.	Topics	No. of Hours	CO No.
I	Programs Related to Language Fundamental	10	1
II	Programs Related to Structure & Function	10	1
III	Programs Related to Object Classes and Inheritance	10	1
IV	Programs Related to Pointers, Virtual Function and Operator Overload	10	1
V	Programs Related to File & Stream File and Stream:	10	1

**Books Recommended:**

- **Object Oriented Programming with C++** : E. Balagurusamy, The McGraw-Hill
- **The C++ Programming Language**: Bjarne Stroustrup, Addison Wasley.
- **Object Oriented Programming in C++**: Robert Lafore, Galgotia Publications.
- **Introduction to Object Oriented Programming**: K V Witt, Galgotia Publications.
- **Object Oriented Programming**: G Blaschek, Springer Verlag
- **Object Data Management**: R Cattell, Addison Wasley.

  
(Dr. Sanjay Kumar)

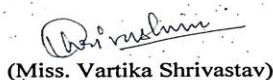
  
(Dr. V.K. Patle)


  
(Dr. A.K. Tiwari)

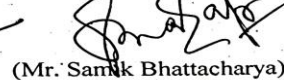
  
(Dr. Vibha Dubey)

  
(Dr. Pooja Rath)

  
(Mr. Manu Rawani)

  
(Miss. Vartika Shrivastav)

  
(Dr. Pranjali Dewangan)

  
(Mr. Sanjay Bhattacharya)

**M.Sc. (IT) Semester-I**

Program	Subject	Year	Semester
M.Sc.	Information Technology	1	I
Course Code	Course Title		Course Type
MSc(IT)107	Lab-II: Programming in RDBMS,SQL & PL-SQL		Core
Credit	Hours Per Week (L-T-P)		
	L	T	P
2	-	-	4
Maximum Marks	Sessional		Practical
100	50		50

**Learning Objective (LO):**

The learning objective of the course is know how Database is managed by developing SQL queries and PL- SQL triggers etc.

**Course Outcomes (CO):**


CO No.	Expected Course Outcomes	CL
	At the end of the course, the students will be able to :	
1	Design a database based on the given requirements.	<b>Ap</b>
2	Make Database oriented application with knowledge of subject provided to them.	<b>Ap</b>
3	Knowledge about Standard Query Language statements, PL/SQL, Query processing and optimization.	<b>Ap</b>
4	Expected to apply normalization techniques on given database.	<b>Ap</b>
5	Learn the basic building blocks of data warehousing, mining, Big Data Analytics, cloud computing etc.	<b>Ap</b>

CL: Cognitive Levels (**R**-Remember; **U**-Understanding; **Ap**-Apply; **An**-Analyze; **E**-Evaluate; **C**-Create).


**CO-PO/PSO Mapping for the course:**

CO \ PO	POs											PSO				
	1	2	3	4	5	6	7	8	9	10	11	1	2	3	4	5
CO1	2	2	3	2	1	1	1	1	-	2	2	3	-	2	-	3
CO2	3	2	3	1	2	-	2	1	-	2	2	3	-	2	-	1
CO3	3	2	3	1	2	1	3	-	1	2	2	3	2	3	1	-
CO4	3	2	3	1	2	-	2	1	-	2	1	2	-	2	-	1
CO5	3	3	3	1	2	-	1	2	-	1	2	3	-	2	-	1


"3" – Strong; "2" – Moderate; "1"- Low; "-" No Correlation

  
(Dr. Sanjay Kumar)


  
(Dr. V.K. Patle)

  
(Dr. A.K. Tiwari)

  
(Dr. Vibha Dubey)

  
(Dr. Pooja Rathi)

  
(Mr. Manish Rawani)

  
(Miss. Vartika Shrivastav)

  
(Dr. Pranjali Dewangan)

  
(Mr. Sanjay Bhattacharya)




**Detailed Syllabus**  
**MSc(IT)107**  
**Lab-II: Programming in RDBMS,SQL & PL-SQL**


Unit No.	Topics	No. of Hours	CO No.
I	Introduction to SQL constructs (SELECT...FROM, WHERE... GROUP BY... HAVING... ORDERBY...), CREATE, INSERT, DELETE, UPDATE, ALTER, LIKE, DROP, VIEW definition and use, Temporary tables,	10	1
II	Nested queries, and correlated nested queries, Integrity constraints: Not null, unique, check, primary key, foreign key, references	10	2
III	. Transaction control commands –grant, privileges, commit, Rollback, Savepoint. Introduction to PL/SQL variables – literals – data types – advantages of PL/SQL; Control statements : if ; iterative control – loop, while, for, goto ; exit when;	10	3
IV	Cursors : Types –implicit, explicit – parameterized cursors – cursor attributes; Exceptions: Types – internal , user-defined , handling exceptions – raise statement; Triggers; PL/SQL tables and records: Declaring PL/SQL tables - referring PL/SQL tables, inserting and fetching rows using PL/SQL table, deleting rows; records - declaration of records - deleting records;	10	1
V	Sub programs: Functions -procedures - in, out, inout parameters; purity functions - packages - package specification -advantages of packages - private and public items - cursors in packages.	10	3

**Books Recommended:**

- **Database System Concept:** *A. Silberschatz, H.F. Korth and S. Sudarshan*, TMH
- **Fundamentals of Database Systems:** *Elmasri & Nawathe*, Pearson Education
- **SQL, PL/SQL:** *Ivan Bayross*, BPB Publication

  
 (Dr. Sanjay Kumar)

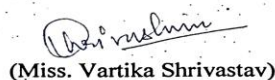
  
 (Dr. V.K. Patle)


  
 (Dr. A.K. Tiwari)

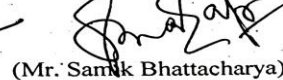
  
 (Dr. Vibha Dubey)

  
 (Dr. Pooja Rathi)

  
 (Mr. Manish Rawani)

  
 (Miss. Vartika Shrivastav)

  
 (Dr. Pranjali Dewangan)

  
 (Mr. Sanjay Bhattacharya)

**M.Sc. (IT) Semester-I**

Program	Subject	Year	Semester
M.Sc.	Information Technology	1	I
Course Code	Course Title		Course Type
MSc(IT)108	Lab-III: Programming in Web Technology		Core
Credit	Hours Per Week (L-T-P)		
	L	T	P
2	-	-	4
Maximum Marks	Sessional		Practical
100	50		50

**Learning Objective (LO):**

The learning objective of the course to make students learn basics of networking and development of web pages, CSS, Layouts and its publishing.

**Course Outcomes (CO):**






CO No.	Expected Course Outcomes	CL
	At the end of the course, the students will be able to :	
1	Learn about WEB pages and its execution.	Ap
2	Design web pages and hosting concepts.	Ap
3	Create web documents.	Ap
4	Handle images and graphics in a web page.	Ap
5	Use CSS to improve the look and feel of a web page.	Ap


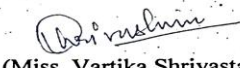


CL: Cognitive Levels (**R**-Remember; **U**-Understanding; **Ap**-Apply; **An**-Analyze; **E**-Evaluate; **C**-Create).

**CO-PO/PSO Mapping for the course:**

PO CO	POs											PSO				
	1	2	3	4	5	6	7	8	9	10	11	1	2	3	4	5
CO1	3	3	3	-	1	-	3	1	-	-	-	3	1	-	-	-
CO2	3	3	3	1	1	1	3	-	-	-	-	3	2	-	-	3
CO3	3	3	3	1	1	1	3	-	-	2	-	3	2	1	-	2
CO4	3	3	3	2	1	1	3	1	2	-	-	3	2	2	-	3
CO5	3	3	3	2	1	1	3	2	1	2	-	3	2	-	-	2

"3" – Strong; "2" – Moderate; "1"- Low; "-" No Correlation

 (Dr. Sanjay Kumar)
  (Dr. V.K. Patle)
  (Dr. A.K. Tiwari)
  (Dr. Vibha Dubey)
  (Dr. Pooja Rathi)


 (Mr. Manish Rawani)
  (Miss. Vartika Shrivastav)
  (Dr. Pranjali Dewangan)
  (Mr. Sanjay Bhattacharya)

**Detailed Syllabus**  
**MSc(IT)108**  
**Lab-III: Programming in Web Technology**


Unit No.	Topics	No. of Hours	CO No.
I	HTML Basic concepts, Web designing issue, Structure of HTML documents.	10	1
II	HTML Elements: Core attributes, Language attributes, Linking Basics, Linking in HTML.	10	2
III	Images and Anchors, Anchor Attributes, Image Maps, Semantic Linking Meta Information.	10	3
IV	Image Preliminaries, Image Download issues, Images as Buttons.	10	4
V	Introduction to Layout: Backgrounds, Colors and Text, Fonts, Layout with Tables, Introduction to CSS.	10	5


**Books Recommended:**

- **Fundamentals of Computers**, V. Rajaraman, Prentice Hall of India.
- **HTML Complete Reference**, Thomas A. Powell, TMH

  
 (Dr. Sanjay Kumar)

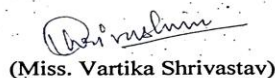
  
 (Dr. V.K. Patle)

  
 (Dr. A.K. Tiwari)


  
 (Dr. Vibha Dubey)

  
 (Dr. Pooja Rathi)

  
 (Mr. Manu Rawani)

  
 (Miss. Vartika Shrivastav)

  
 (Dr. Pranjali Dewangan)

  
 (Mr. Sanjay Bhattacharya)

**M.Sc. (IT) Semester-I**

Program	Subject	Year	Semester
M.Sc.	Information Technology	1	I
Course Code	Course Title		Course Type
MSc(IT)109	Indian Knowledge System		Core
Credit	Hours Per Week (L-T-P)		
	L	T	P
2	-	-	4
Maximum Marks	Sessional		-
25	25		00

**Learning Objective (LO):**

The course aims comprehensive understanding of the rich and diverse knowledge traditions of India.

**Course Outcomes (CO):**






CO No.	Expected Course Outcomes	CL
	At the end of the course, the students will be able to :	
1	Provide an overview of the concept of the Indian Knowledge System and its importance.	U
2	Appreciate the need and importance of protecting traditional knowledge.	U
3	Recognize the relevance of Traditional knowledge in different domains.	U
4	Establish the significance of Indian Knowledge systems in the contemporary world.	U
5	understand the traditional knowledge and analyse it and apply it to their day-to-day life	AnAp


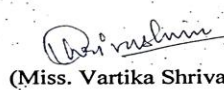


CL: Cognitive Levels (**R**-Remember; **U**-Understanding; **Ap**-Apply; **An**-Analyze; **E**-Evaluate; **C**-Create).

**CO-PO/PSO Mapping for the course:**

PO CO	POs											PSO				
	1	2	3	4	5	6	7	8	9	10	11	1	2	3	4	5
CO1	2	3	2	2	2	-	2	1	-	2	1	3	-	2	-	3
CO2	1	3	3	1	2	-	2	1	-	2	3	1	1	1	1	1
CO3	2	3	3	3	2	-	2	1	-	3	2	3	-	2	2	-
CO4	1	3	3	1	3	1	1	1	1	2	2	3	-	2	-	-
CO5	3	2	3	1	2	-	2	1	-	2	2	3	-	2	-	1

"3" - Strong; "2" - Moderate; "1" - Low; "-" No Correlation

 (Dr. Sanjay Kumar)
  (Dr. V.K. Palle)
  (Dr. A.K. Tiwari)
  (Dr. Vibha Dubey)
  (Dr. Pooja Rath)






 (Mr. Manu Rawani)
  (Miss. Vartika Shrivastav)
  (Dr. Pranav Dewangan)
  (Mr. Sanjay Bhattacharya)


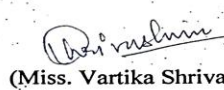


**Detailed Syllabus**  
**MSc(IT)109**  
**Indian Knowledge System**

Unit No.	Topics	No. of Hours	CO No.
I	<b>Introduction to Indian Knowledge System (IKS)</b> Definition, Concept and Scope of IKS, IKS-based Approaches on Knowledge Paradigms, IKS in Ancient India and in Modern India	6	1
II	<b>Metaphysical concepts in Indian thought</b> Exploration of Atman, Brahman, Maya, and their ontological implications, Understanding the Concept of Karma and its Role in Indian Philosophy, Analysis of the nature of reality and the concept of moksha (liberation).	6	2
III	<b>Indian scientific treatises and disciplines</b> Contributions to Ancient Indian Mathematics, Analysis of Ancient Indian Texts on Astronomy, cosmology, and Astrology, Understanding the concepts of energy (Prana), sound (Nada), and vibration (Spanda) in Indian sciences.	6	3
IV	<b>Traditional Indian sciences and technologies</b> Exploration of Vastu Shastra (Indian architecture) and its principles, Study of Jyotisha (Indian astrology) and its practical applications, Analysis of traditional Indian technologies in areas such as metallurgy and agriculture.	6	4
V	<b>Indian systems of medicine and Well-being</b> Study of Ayurveda, Yoga, and Naturopathy as holistic approaches to Health, Understanding the Principles and Practices of Traditional Indian Medicine, Exploration of the Integration of Indian healing modalities with modern healthcare.	6	5

**Reference Books**

1. Introduction to Indian Knowledge System- concepts and applications, B Mahadevan, Vinayak Rajat Bhat, Nagendra Pavana R N, 2022, PHI Learning Private Ltd, ISBN-978-93 91818-21-0.
2. Traditional Knowledge System in India, Amit Jha, 2009, Atlantic Publishers and Distributors (P) Ltd., ISBN-13: 978-8126912230.
3. Knowledge Traditions and Practices of India, Kapil Kapoor, Avadesh Kumar Singh, Vol. 1, 2005, DK Print World (P) Ltd., ISBN 81-246-0334.

 (Dr. Sanjay Kumar)
  (Dr. V.K. Patle)
  (Dr. A.K. Tiwari)
  (Dr. Vibha Dubey)
  (Dr. Pooja Rathi)

 (Mr. Manu Rawani)
  (Miss. Vartika Shrivastav)
  (Dr. Pranjali Dewangan)
  (Mr. Sanjay Bhattacharya)

**M.Sc. (IT) Semester-II**

Program	Subject	Year	Semester
M.Sc.	Information Technology	1	II
Course Code	Course Title		Course Type
MSc(IT)201	Programming in .NET Technology		Core
Credit	Hours Per Week (L-T-P)		
	L	T	P
4	3	1	0
Maximum Marks	Sessional		Theory
125	25		100

**Learning Objective (LO):**

The course aims to develop programming skills based on .NET frame work. Programming skills leads student to have critical thinking for solving any technical issues using softwares.

**Course Outcomes (CO):**






CO No.	Expected Course Outcomes	CL
	At the end of the course, the students will be able to :	
1	Understand .NET Framework	E
2	Practice Console based C# application	U
3	Create applications using Microsoft Windows Forms and also ADO .NET.	U
4	Design web applications using ASP.NET.	Ap
5	Understand the OOP and Exception handling in .NET(U)	Ap


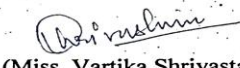


CL: Cognitive Levels (**R**-Remember; **U**-Understanding; **Ap**-Apply; **An**-Analyze; **E**-Evaluate; **C**-Create).

**CO-PO/PSO Mapping for the course:**

CO \ PO	POs											PSO				
	1	2	3	4	5	6	7	8	9	10	11	1	2	3	4	5
CO1	3	3	3	-	1	-	3	1	-	-	-	3	1	-	-	-
CO2	3	3	3	1	1	1	3	-	-	-	-	3	2	-	-	3
CO3	3	3	3	1	1	1	3	-	-	2	-	3	2	-	-	2
CO4	3	3	3	1	1	2	3	1	-	2	1	3	2	-	-	-
CO5	3	3	3	1	1	-	2	-	-	2	2	3	2	3	-	-

"3" – Strong; "2" – Moderate; "1"- Low; "-" No Correlation

 (Dr. Sanjay Kumar)
  (Dr. V.K. Palle)
  (Dr. A.K. Tiwari)
  (Dr. Vibha Dubey)
  (Dr. Pooja Rathi)

 (Mr. Manu Rawani)
  (Miss. Vartika Shrivastav)
  (Dr. Pranav Dewangan)
  (Mr. Sanjay Bhattacharya)



## Detailed Syllabus MSc(IT)201 Programming in .NET Technology


Unit No.	Topics	No. of Hours	CO No.
I	<b>UNIT – I: Introduction to the .NET framework:</b> Overview of .net framework, Managed Execution process, CLR, .Net Framework class library, common language specification, Common Type System, JIT Compilation, MSIL, Assemblies, metadata, Garbage collection. <b>Introduction to Windows Programming: Windows form</b> - Working with Visual Studio IDE, creating a .NET solution, MDI application.	10	1
II	<b>UNIT – II: Programming with .NET Framework</b> components and controls: Data types, variables, Constant, Enumerations, Declaring Enumeration, Type conversions, Operators, <b>Control Structures:</b> conditional statements, loops, <b>Arrays:</b> creating array, Dynamic arrays, Multi-dimensional arrays, Jagged Array, The Array class, Method of Array Class, <b>Functions:</b> defining Function, Function returning a value, Recursive function, Param Arrays, Passing Array as Function Arguments, Defining Sub procedures, Passing Parameters by Value and by reference.	10	2
III	<b>OOPS and Exception Handling</b> <b>Object Oriented Programming:</b> Classes : Class Definition, Member functions, Inheritance, Polymorphism, Inheritance based polymorphism, Interface based polymorphism, Constructor and Destructors. <b>Exception Handling:</b> Try catch statement, Exception classes in .Net Framework, Handling Exceptions, Creating User define Exceptions.	10	3
IV	<b>Building .NET Framework Applications</b> Introduction to ASP .NET, ASP .NET Life Cycle, ASP .NET state management, Web application, global.asax application file. Web forms, Controls in web forms, Events in Web form, Form validations – Client side, Server side.	10	4
V	<b>UNIT – V: Database Programming in .NET</b> ADO .NET Architecture, .NET data provider, dataset components, ADO. NET Adapter and Dataset, ADO. Net Dataview and Datagrid view, creating database applications using Window forms and web forms (Database connectivity through ADO .NET). Introduction to web services.	10	5

### BOOKS RECOMMENDED:


**Textbook :** Kognet Learning Solutions Inc., .NET 4.5 Programming – Black Book (Dreamtech)

### References :


- Joseph Albahari, Ben Albahari, C# 6.0 in a Nutshell
- Christian Nagel, Professional C# 6 and .NET Core 1.0
- Andrew Troelsen, Philip Japikse, C# 6.0 and the .NET 4.6

  
(Dr. Sanjay Kumar)

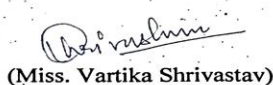
  
(Dr. V.K. Patle)

  
(Dr. A.K. Tiwari)

  
(Dr. Vibha Dubey)

  
(Dr. Pooja Rathi)

  
(Mr. Manish Rawani)

  
(Miss. Vartika Shrivastav)

  
(Dr. Pranjali Dewangan)

  
(Mr. Sanjay Bhattacharya)

**M.Sc. (IT) Semester-II**

Program	Subject	Year	Semester
M.Sc.	Information Technology	1	II
Course Code	Course Title		Course Type
MSc(IT)202	Data Structures		Core
Credit	Hours Per Week (L-T-P)		
	L	T	P
4	3	1	0
Maximum Marks	Sessional		Theory
125	25		100

**Learning Objective (LO):**

Objective of this course is to make student think about real time data storage and its structure. After completion of this course student will be able to understand and write coding in efficient manner.

**Course Outcomes (CO):**






CO No.	Expected Course Outcomes	CL
	At the end of the course, the students will be able to :	
1	Design the appropriate data structures and algorithms for solving real world problems and enables them to gain knowledge in practical applications of data structures.	Ap
2	Choose efficient data structures and apply them to solve problems and analyze the efficiency of programs based on time complexity.	An
3	Get analytical ability to create better design of computer applications.	An
4	Learn technique such as Searching, Sorting, Tree and Graph so that student gain the reasoning ability to implement these concept in development of live commercial applications	Ap
5	Understand about memory representation of different data structures.(U)	U





CL: Cognitive Levels (**R**-Remember; **U**-Understanding; **Ap**-Apply; **An**-Analyze; **E**-Evaluate; **C**-Create).

**CO-PO/PSO Mapping for the course:**

PO CO	POs											PSO				
	1	2	3	4	5	6	7	8	9	10	11	1	2	3	4	5
CO1	3	3	3	-	1	-	3	1	-	-	-	3	1	-	-	-
CO2	3	3	3	1	1	1	3	-	-	-	-	3	2	-	-	3
CO3	3	3	3	1	1	1	3	-	-	2	-	3	2	-	-	2
CO4	3	3	3	1	1	2	3	1	-	2	1	3	2	-	-	-
CO5	3	3	3	1	1	-	2	-	-	2	2	3	2	3	-	-

"3" – Strong; "2" – Moderate; "1"- Low; "-" No Correlation

 (Dr. Sanjay Kumar)
  (Dr. V.K. Patle)
  (Dr. A.K. Tiwari)
  (Dr. Vibha Dubey)
  (Dr. Pooja Rathi)


 (Mr. Manish Rawani)
  (Miss. Vartika Shrivastav)
  (Dr. Pranjali Dewangan)
  (Mr. Sanjay Bhattacharya)

## Detailed Syllabus MSc(IT)202 Data Structures


Unit No.	Topics	No. of Hours	CO No.
I	<b>UNIT – I Array and Linked Lists</b> Algorithm: <b>Concept of Algorithm, definition, characteristics of algorithm</b> , algorithmic notation, analysis of algorithm, rate of growth, time, Basic time and space analysis of an algorithm, Asymptotic notation. <b>Data Structure: Definition, Types of Data Structure, Data Structure operation.</b> Array: Linear Array, Representations of Array in Memory, Traversing, Insertion and Deletion in Linear Array, Multidimensional Array. Linked list, Representation of linked lists in memory, Traversing a linked list, Searching a linked list, Memory Allocation, Insertion into a linked List, Deletion from a Linked List, Header Linked List, Two- Way Linked Lists, Circular Linked List.	10	1
II	<b>UNIT – II Stack and Queues</b> Stacks Definition, concepts, operation and application of Stacks, Recursion and Polish notations, Quick sort, tower of Hanoi, Queue, Priority Queue: definition concepts, operation and application of Queue, circular queue and Dequeue. Linked representation of stack and queue.	10	2
III	<b>UNIT – III Trees and Its Representation:</b> Terminologies related to trees, Binary Tree, complete binary tree, almost complete binary tree; Tree Traversals-preorder, in order and post order traversals, their recursive implementations, Expression tree-evaluation, Linked representations of binary tree, operations. header nodes; threads, <b>Binary Search Tree:</b> searching, Inserting and deleting in BST, Heap; Path Lengths; Huffman's Algorithms. Basic idea of AVL Tree.	10	3
IV	<b>UNIT – IV Graphs:</b> Related definitions; Graph representations- adjacency matrix, adjacency list, adjacency multi-list; Traversal schemes - depth first search, breadth first search; Minimum spanning tree; Shortest path algorithm; Kruskal and Dijkstra's algorithms.	10	4
V	<b>UNIT – V Searching, Hashing and Sorting:</b> Searching : Linear Search, Binary Search, Searching and data modification Hashing- Basics, methods, collision, resolution of collision, chaining; Internal Sorting, External sorting - Bubble Sort, Insertion Sort, Selection Sort, Merge sort, Radix sort, heap sort.	10	5

### BOOKS RECOMMENDED:

- **Fundamental of Data Structures**, Horowitz and Sahani, Galgotia Publishers.
- **Data Structures and Program Design in C**, Kruse R.L, PHI.
- **Data Structures using C and C++**, Tanenbaum, PHI.
- **Data Structures**, Schaum Series.
- **Data Structures**, Bhagat Singh.
- **Data Structures** - Trembley and Sorenson.

  
(Dr. Sanjay Kumar)


  
(Dr. V.K. Patle)

  
(Dr. A.K. Tiwari)

  
(Dr. Vibha Dubey)

  
(Dr. Pooja Rathi)

  
(Mr. Manish Rawani)

  
(Miss. Vartika Shrivastav)

  
(Dr. Pranjali Dewangan)

  
(Mr. Sanjay Bhattacharya)

**M.Sc. (IT) Semester-II**

Program	Subject	Year	Semester
M.Sc.	Information Technology	1	II
Course Code	Course Title		Course Type
MSc(IT)203	Computer Network & Cyber Security		Core
Credit	Hours Per Week (L-T-P)		
	L	T	P
4	3	1	0
Maximum Marks	Sessional		Theory
125	25		100

**Learning Objective (LO):**

The course aims to develop understanding about security in network communication. It introduces the real time threats and its causes so that student will be able to do secure programming.

**Course Outcomes (CO):**






CO No.	Expected Course Outcomes	CL
	At the end of the course, the students will be able to :	
1	Learn basic understanding of computer network.	U
2	Learn the basic concepts of bandwidth, data communication etc.	U
3	Make the students more employable.	E
4	Open up new areas in the field of research and development in the area of computer networking.	E
5	Understand the ideas about cyber security and networking technologies.	An


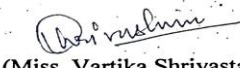


CL: Cognitive Levels (**R**-Remember; **U**-Understanding; **Ap**-Apply; **An**-Analyze; **E**-Evaluate; **C**-Create).

**CO-PO/PSO Mapping for the course:**

PO CO	POs											PSO				
	1	2	3	4	5	6	7	8	9	10	11	1	2	3	4	5
CO1	3	3	3	-	1	-	3	1	-	-	-	3	1	-	-	-
CO2	3	3	3	1	1	1	3	-	-	-	-	3	2	-	-	3
CO3	3	3	3	1	1	1	3	-	-	2	-	3	2	-	-	2
CO4	3	3	3	1	1	2	3	1	-	2	1	3	2	-	-	-
CO5	3	3	3	1	1	-	2	-	-	2	2	3	2	3	-	-

"3" – Strong; "2" – Moderate; "1"- Low; "-" No Correlation

 (Dr. Sanjay Kumar)
  (Dr. V.K. Palle)
  (Dr. A.K. Tiwari)
  (Dr. Vibha Dubey)
  (Dr. Pooja Rathi)

 (Mr. Manu Rawani)
  (Miss. Vartika Shrivastav)
  (Dr. Pranav Dewangan)
  (Mr. Sanjay Bhattacharya)






**Detailed Syllabus**  
**MSc(IT)203**  
**Computer Network & Cyber Security**


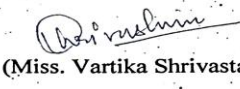


Unit No.	Topics	No. of Hours	CO No.
I	<b>UNIT - I</b> <b>Introduction to Computer Networking:</b> The Concept of Networking, Data Communication, Required network elements, The role of Standards Organization. Line Configuration, Various Topologies, Transmission Mode, Categories of Networks- LAN, MAN, WAN. The benefits of a Computer Networks. The OSI and TCP/IP Reference Model: The Concept of Layered Architecture, Design Issues for the Layers. Interfaces and services, Detailed Functions of the Layers. Comparison between OSI and TCP/IP Reference model.	10	1
II	<b>UNIT - II</b> <b>Transmission of Digital Data:</b> Bandwidth, Nyquist and Shannon's theorems for maximum data rate of a channel. Transmission media- Co-axial, UTP, Fiber optic and wireless. Analog and digital data Transmission- Serial and Parallel transmission. Modulation Techniques – AM, FM, PM. ADSL Modem. Multiplexing and Switching: The Concept of Multiplexing- FDM, TDM, WDM, CDM. The Concept of Switching- Circuiting, Message switching, Packet switching. Virtual Circuit and Datagram.	10	2
III	<b>UNIT - III</b> <b>Data Link Layer :</b> Line Discipline, Flow Control- stop and wait, sliding window, Go back N, Selective Repeat. Error Detection and Correction – Parity, CRC, Hamming Code. ALOHA, Slotted ALOHA, CSMA/CD, HDLC. IEEE standards for LAN's and MAN's – Ethernet, DQDB, The concept of ICMP, ARP, RARP, SNMP, SMTP, MIME, POP3 Protocols.	10	3
IV	<b>UNIT - IV</b> <b>Network Layer and Transport Layer:</b> IP Addressing, Classes of IP Adresses, Subnet Mask. IPv4 and IPv6 Header Formats. Routing algorithms - Distance Vector, Link State. TCP Header Format, UDP Header Format. Congestion Control Algorithms – Leaky Bucket and Token Bucket. Internetwork, Networking Devices – Repeater, Bridge, Router, Gateway, Switch, Hub	10	4
V	<b>UNIT - V</b> <b>Cyber Security and Networking Technologies:</b> The Importance of Security in Networking. Confidentiality, Authentication, Integrity, Non Repudiation. Traditional Cryptography - Data Encryption Standards, RSA algorithm. Deffie Hellman Algorithm. Virus, Worm, Trojan Horse, DoS, Spoofing, Phishing. X.25, Frame Relay, Cell Relay -ATM, ATM Cell, ATM Switch – Multistage Switch. Banyan Network. DSL, ADSL, SONET, SMDS.	10	5

**Books Recommended:**

- Computer Networks - A. S. Tanenbaum
- Data Communication and Networking - B. A. Forouzan

**M.Sc. (IT) Semester-II**





  
 (Dr. Sanjay Kumar) (Dr. V.K. Patle) (Dr. A.K. Tiwari) (Dr. Vibha Dubey) (Dr. Pooja Rathi)




  
 (Mr. Manish Rawani) (Miss. Vartika Shrivastav) (Dr. Pranjali Dewangan) (Mr. Sanjay Bhattacharya)



Program	Subject	Year	Semester
M.Sc.	Information Technology	1	I
Course Code	Course Title		Course Type
MSc(IT)204-I	Elective – I (Data Mining and Big Data)		Elective
Credit	Hours Per Week (L-T-P)		
	L	T	P
4	3	1	0
Maximum Marks	Sessional		Theory
125	25		100

S.No	Elective -I
I	Data Mining and Big Data
II	Cloud Computing
III	Theory of Computation

**Learning Objective (LO):**

Student will learn concepts of BigData, MongoDB, Spark, Zookeeper, etc and it also develops how Bigdata is maintained and managed.

**Course Outcomes (CO):**

CO No.	Expected Course Outcomes	CL
	At the end of the course, the students will be able to :	
1	Understand the building blocks of Big Data.	U
2	Articulate the programming aspects of cloud computing (map Reduce etc). Also get the knowledge about the big data programming languages apache, pig, hive and spark.	Ap
3	Understand the specialized aspects of big data with the help of different big data applications.	U
4	Represent the analytical aspects of Big Data along with the knowledge of big data database such as mongodb and nosql.	An
5	Know the recent research trends related to Hadoop File System, MapReduce and Google File.	U






CL: Cognitive Levels (**R**-Remember; **U**-Understanding; **Ap**-Apply; **An**-Analyze; **E**-Evaluate; **C**-Create).


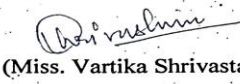


**CO-PO/PSO Mapping for the course:**

PO \ CO	POs											PSO				
	1	2	3	4	5	6	7	8	9	10	11	1	2	3	4	5
CO1	3	3	3	-	1	-	3	1	-	-	-	3	1	-	-	-
CO2	3	3	3	1	1	1	3	-	-	-	-	3	2	-	-	3
CO3	3	3	3	1	1	1	3	-	-	2	-	3	2	-	-	2
CO4	3	3	3	1	1	2	3	1	-	2	1	3	2	-	-	-
CO5	3	3	3	1	1	-	2	-	-	2	2	3	2	3	-	-

"3" – Strong; "2" – Moderate; "1"- Low; "-" No Correlation

**Detailed Syllabus**

 (Dr. Sanjay Kumar)
  (Dr. V.K. Palle)
  (Dr. A.K. Tiwari)
  (Dr. Vibha Dubey)
  (Dr. Pooja Rathi)

 (Mr. Manish Rawani)
  (Miss. Vartika Shrivastav)
  (Dr. Pranjali Dewangan)
  (Mr. Sanjay Bhattacharya)








**MSc(IT)204-I**  
**Elective – I (Data Mining and Big Data)**


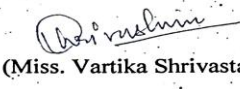


Unit No.	Topics	No. of Hours	CO No.
I	<b>UNIT – I: Introduction to Data Mining</b> Data Mining, Relational Databases, Data Warehouses, Transactional databases, Advanced database Systems and Application, Data Mining Functionalities, Classification of Data Mining Systems, Major Issues in Data Mining. Data Processing: Data Cleaning, Data Integration and Transformation, Data Reduction, Knowledge Discovery from Databases (KDD) Process, Data Mining Primitive, Architecture of Data Mining System.	10	1
II	<b>UNIT – II: Introduction to Data Warehousing</b> Introduction, A Multidimensional data Model, Data Warehouse Architecture, Data Warehouse Implementation, Data Cube Technology, From Data Warehousing to Data Mining. Data Cube Computation and Data Generalization, Online Analytical Processing (OLAP), Online Transaction Processing (OLTP), Data Warehouse Usage(Applications).	10	2
III	<b>UNIT – III: Introduction Concept of Big Data</b> Big Data- Define Data, Web Data, Classification of Data- Structure, Semi-Structured, and Unstructured. Big Data Definitions, Challenges of Conventional system, Why We Need Big Data, Difference between Big Data and Small Data, Importance of Big Data. Big Data Characteristics (4V's Volume, Velocity, Variety, and Veracity), Big Data Types, Big Data Handling Techniques. Scalability and Parallel Processing, Designing Data Architecture, Data Sources , Quality, Pre- Processing and Storing, Data Storage and Analysis, Big Data Analytics Application, Big Data Challenges and Future Scope.	10	3
IV	<b>UNIT-IV HADOOP AND HADOOP ARCHITECTURE</b> Introduction, Apache Hadoop and its Ecosystem, Hadoop Core Component, Features of Hadoop, The Hadoop Distributed File System: HDFS data Storage, Hadoop Physical Organization, HDFS Commands, MapReduce Framework, MapReduce Programming Model, MapReduce Map task, Reduce Task and MapReduceExecution, Hadoop YARN, Hadoop2 Execution Model, Hadoop Ecosystem Tools, Hadoop Ecosystem.	10	4
V	<b>UNIT-V NoSQL Big Data Management, Mongo DB</b> <b>NoSQL:</b> Introduction, NoSQL Data Store, NoSQL Data Architecture patterns, NoSQL to Manage Big Data, Shared-Nothing Architecture for Big Data Tasks, Advantages of NoSQL, Application of NoSQL in Industry. <b>Data Base for the Modern Web:</b> Introduction to MongoDB, features of MongoDB, Data Types, Mongo DB Query Language and Database Command.	10	5

**Books Recommended:**

1. **Data Mining Concepts & Techniques** , Jiawei Han & Micheline Kamber, Publisher Harcourt India. Private Limited, 3 nd Edition
2. **Big Data Analytics**, Raj Kamal and Preeti Saxena, McGraw Hill Education
3. **Big Data: Black Book**, DT Educational Services, Dreamtech Press
4. **Big Data Analytics**, Seema Acharya & Shubhashini Chellappan, Wiley India
5. **Big Data Analytics**, M. Vijayalakshmi & Radha Shankarmani, Wiley India

**M.Sc. (IT) Semester-II**





  
 (Dr. Sanjay Kumar) (Dr. V.K. Patle) (Dr. A.K. Tiwari) (Dr. Vibha Dubey) (Dr. Pooja Rathi)




  
 (Mr. Manish Rawani) (Miss. Vartika Shrivastav) (Dr. Pranav Dewangan) (Mr. Sanjay Bhattacharya)

Program	Subject	Year	Semester
M.Sc.	Information Technology	1	II
Course Code	Course Title		Course Type
MSc(IT)204-II	Elective – I (Cloud Computing)		Elective
Credit	Hours Per Week (L-T-P)		
	L	T	P
4	3	1	0
Maximum Marks	Sessional		Theory
125	25		100

**Learning Objective (LO):**

Student will learn the concepts of cloud computing and develops analytical skills and critical thinking for better programming.

**Course Outcomes (CO):**






CO No.	Expected Course Outcomes	CL
	At the end of the course, the students will be able to :	
1	Perform cloud oriented analysis.	R
2	Learn Model cloud candidate derived from existing business documentation.	Ap
3	Design the composition of a cloud services and also to design application services for technology abstraction.	Ap
4	Appreciate the cloud computing paradigm, recognize its various forms and able to implement some cloud computing features.	Ap
5	Design application services for technology abstraction	Ap


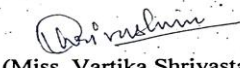


CL: Cognitive Levels (**R**-Remember; **U**-Understanding; **Ap**-Apply; **An**-Analyze; **E**-Evaluate; **C**-Create).

**CO-PO/PSO Mapping for the course:**

PO CO	POs											PSO				
	1	2	3	4	5	6	7	8	9	10	11	1	2	3	4	5
CO1	3	3	3	-	1	-	3	1	-	-	-	3	1	-	-	-
CO2	3	3	3	1	1	1	3	-	-	-	-	3	2	-	-	3
CO3	3	3	3	1	1	1	3	-	-	2	-	3	2	-	-	2
CO4	3	3	3	1	1	2	3	1	-	2	1	3	2	-	-	-
CO5	3	3	3	1	1	-	2	-	-	2	2	3	2	3	-	-

"3" – Strong; "2" – Moderate; "1"- Low; "-" No Correlation

 (Dr. Sanjay Kumar)
  (Dr. V.K. Patle)
  (Dr. A.K. Tiwari)
  (Dr. Vibha Dubey)
  (Dr. Pooja Rathi)

 (Mr. Manish Rawani)
  (Miss. Vartika Shrivastav)
  (Dr. Pranjali Dewangan)
  (Mr. Sanjay Bhattacharya)






**Detailed Syllabus**  
**M.Sc. (IT)204-II**  
**Elective – I (Cloud Computing)**


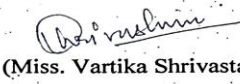


Unit No.	Topics	No. of Hours	CO No.
I	<b>Unit – I</b> <b>Introduction:</b> Cloud Computing: Vision, Definition, Reference Model, Characteristics, Benefits and Challenges, Historical Developments, Cloud Computing Environments, Cloud Platforms and Technologies; The Evolution of Cloud Computing: Parallel Computing vs. Distributed Computing, Elements of Parallel Computing, Elements of Distributed Computing, Technologies for Distributed Computing, Introduction of Grid Computing.	10	1
II	<b>Unit – II</b> <b>Virtualization:</b> Introduction, Characteristics, Taxonomy of Virtualization, Levels of Virtualization, Structure and Mechanism of Virtualization, Virtualization and Cloud Computing, Advantages and Disadvantages, Virtualization Technology Examples: Xen, VMware, Microsoft Hyper-V.	10	2
III	<b>Unit – III</b> <b>Cloud Computing Architecture:</b> Service Oriented Architecture, Infrastructure-as-a-Service (IaaS), Platform-as-a-Service (PaaS), Software-as-a-Service (SaaS), Data Storage as a Service (DSaaS). Types of Clouds; Economics of the Cloud and Open Challenges; <b>Security and Organizational aspects:</b> Host Security and Data Security.	10	3
IV	<b>Unit – IV</b> <b>Migration to the Cloud:</b> Adoption and use of Cloud by Businesses (Small and Enterprise), Pace of Adoption, Benefits and Phases of Adoption, Cloud Service Provider's Capabilities and Liabilities, Success factors and Issues. <b>Migrating Applications:</b> Key Aspects, Migration Techniques, Phases of Migration. <b>Service Level Agreement (SLA):</b> Aspects and Requirements, Availability and Outages, Credit Calculations, SLA Samples.	10	4
V	<b>Unit – V</b> <b>Industry Platforms:</b> Amazon Web Services, Google AppEngine, Microsoft Azure; <b>Cloud Applications:</b> Scientific Applications, Business and Consumer Applications; Advanced Topics: Energy Efficiency in Clouds, Market Based Management, Federated Clouds / InterCloud, Third Party Cloud Services.	10	5

**Books Recommended:**

- **Mastering Cloud Computing**, Rajkumar Buyya, Christian Vecchiola, S. Thamarai Selvi, McGraw Hill Education
- **Cloud Computing: Black Book**, Kailash Jayaswal et al., Kogent Learning Solutions, Dreamtech Press
- **Cloud Computing: Principles and Paradigms**, Rajkumar Buyya et al., Wiley India
- **Cloud Computing: Concepts, Technology & Architecture**, Erl, Pearson Education India
- **Cloud Computing Bible**, Barrie Sosinsky, O'Reilly Media
- **Cloud Computing: A Practical Approach**, Toby Velte, Anthony Vote and Robert Elsenpeter, McGraw Hill
- **Cloud Application Architectures: Building Applications and Infrastructures in the Cloud**, George Reese, O'Reilly Media.
- **Cloud Security and Privacy: An Enterprise Perspective on Risks and Compliance**, Tim Mathern Subra Kumaraswamy and Shahed Latif, O'Reilly Media.

**M.Sc. (IT) Semester-II**





  
 (Dr. Sanjay Kumar) (Dr. V.K. Patle) (Dr. A.K. Tiwari) (Dr. Vibha Dubey) (Dr. Pooja Rathi)




  
 (Mr. Manish Rawani) (Miss. Vartika Shrivastav) (Dr. Pranjali Dewangan) (Mr. Sanjay Bhattacharya)

Program	Subject	Year	Semester
M.Sc.	Information Technology	1	II
Course Code	Course Title		Course Type
MSc(IT)204-III	Elective – I (Theory of Computation)		Elective
Credit	Hours Per Week (L-T-P)		
	L	T	P
4	3	1	0
Maximum Marks	CIA		ESE
125	25		100

**Learning Objective (LO):**

Student will learn mathematical relation of computing model. It helps to design and enhance new computing model and its operation.

**Course Outcomes (CO):**

CO No.	Expected Course Outcomes	CL
	At the end of the course, the students will be able to :	
1	Construct finite state machines and the equivalent regular expressions.	Ap
2	Prove the equivalence of languages described by finite state machines and regular expressions.	U
3	Construct pushdown automata and the equivalent context free grammars.	E
4	Prove the equivalence of languages described by pushdown automata and context free grammars. Be able to construct Turing machines and Post machines	Ap
5	Understand undecidability.	E






CL: Cognitive Levels (**R**-Remember; **U**-Understanding; **Ap**-Apply; **An**-Analyze; **E**-Evaluate; **C**-Create).





**CO-PO/PSO Mapping for the course:**

PO CO	POs											PSO				
	1	2	3	4	5	6	7	8	9	10	11	1	2	3	4	5
CO1	3	3	3	-	1	-	3	1	-	-	-	3	1	-	-	-
CO2	3	3	3	1	1	1	3	-	-	-	-	3	2	-	-	3
CO3	3	3	3	1	1	1	3	-	-	2	-	3	2	-	-	2
CO4	3	3	3	1	1	2	3	1	-	2	1	3	2	-	-	-
CO5	3	3	3	1	1	-	2	-	-	2	2	3	2	3	-	-

"3" – Strong; "2" – Moderate; "1"- Low; "-" No Correlation

**Detailed Syllabus**

 (Dr. Sanjay Kumar)
  (Dr. V.K. Palle)
  (Dr. A.K. Tiwari)
  (Dr. Vibha Dubey)
  (Dr. Pooja Rathi)


 (Mr. Manju Rawani)
  (Miss. Vartika Shrivastav)
  (Dr. Pranav Dewangan)
  (Mr. Sanjay Bhattacharya)

**MSc(IT)204-III**  
**Elective - I (Theory of Computation)**


Unit No.	Topics	No. of Hours	CO No.
I	<b>UNIT - I</b> Alphabet, String and language, Finite state Machines, finite automata with $\epsilon$ -moves, Conversion of NDFA to DFA, Removal of $\epsilon$ -transition from NDFA, Two way finite automata, finite automata with output, Mealy & Moore machines, Applications of finite automata, minimization of finite automata.	10	1
II	<b>UNIT - II</b> Chomsky classification of Languages, Regular Expression and Language, Properties of Regular languages, Pumping lemma for regular sets, Closure properties of regular sets, Decision algorithms for Regular sets, Myhill-Nerode theorem.	10	2
III	<b>UNIT - III</b> Context free grammars and their properties, derivation tree, simplifying CFG, ambiguity in CFG, Chomsky Normal form, Greibach Normal form, Pumping lemma for CFL, Closure properties of CFL.	10	3
IV	<b>UNIT - IV</b> Pushdown automata: Informal description, Definition, Determinism and Non determinism in PDA, Equivalence of PDA's and CFL's. Two way PDA, Concept of Linear Bounded Automata, context sensitive grammars and their equivalence, Turning machine construction, determinism and non-determinism in TM, Multi tape, multi-track TM.	10	4
V	<b>UNIT - V</b> Decidability, Universal turning machine and decidable problem, recursive function theory, Recursively enumerable sets, recursive sets, partial recursive sets, Church's hypothesis, post correspondence problem, Russell's paradox.	10	5

**Books Recommended:**

- **Theory of Computer Science, Automata Languages & computation**, K.L.P. Mishra, N. Chandrashekharan, PHI.
- **Introduction to Automata Theory Language and Computation**, John E. Hopcraft and Jeffary D. Ullman, Narosa Publication house.
- **Introduction to Formal Languages, Automata Theory and Computation**, Kamala Krithivasan and Rama. R, Pearson.
- **Introduction to Automata Theory Languages and Computation**, John E. Hopcraft, Jeffary, D. Ullman and Rajeev Motwani.

  
 (Dr. Sanjay Kumar)


  
 (Dr. V.K. Patle)

  
 (Dr. A.K. Tiwari)

  
 (Dr. Vibha Dubey)

  
 (Dr. Pooja Rathi)

  
 (Mr. Manu Rawani)

  
 (Miss. Vartika Shrivastav)

  
 (Dr. Pranav Dewangan)

  
 (Mr. Sanjay Bhattacharya)



**M.Sc. (IT) Semester-II**

Program	Subject	Year	Semester
M.Sc.	Information Technology	1	II
Course Code	Course Title		Course Type
MSc(IT)205-I	Elective – II (AI & Expert System)		Elective
Credit	Hours Per Week (L-T-P)		
	L	T	P
4	3	1	0
Maximum Marks	Sessional		Theory
125	25		100

S.No	Elective -II
I	AI & Expert System
II	Internet of Things
III	Soft Computing

**Learning Objective (LO):**

Students will learn about the basics of various AI concepts such as problem solving, logic, reasoning, learning and various algorithm related to these concepts.

**Course Outcomes (CO):**


CO No.	Expected Course Outcomes	CL
	At the end of the course, the students will be able to :	
1	Define the heuristics and apply them for solving complex problem with understanding of different heuristic-based search techniques.	An
2	Understand different knowledge structure and inference mechanism with ability to apply them in intelligent solutions of complex problem.	Ap
3	Understand the existence of uncertainty in problem solving and how mathematical /statistical models are used to overcome these problems.	E
4	Understand planning system and different types of planning required for problem solving process	U
5	Understand expert system and their various field.	U

CL: Cognitive Levels (**R**-Remember; **U**-Understanding; **Ap**-Apply; **An**-Analyze; **E**-Evaluate; **C**-Create).


**CO-PO/PSO Mapping for the course:**

PO CO	POs											PSO				
	1	2	3	4	5	6	7	8	9	10	11	1	2	3	4	5
CO1	3	3	3	-	1	-	3	1	-	-	-	3	1	-	-	-
CO2	3	3	3	1	1	1	3	-	-	-	-	3	2	-	-	3
CO3	3	3	3	1	1	1	3	-	-	2	-	3	2	-	-	2
CO4	3	3	3	1	1	2	3	1	-	2	1	3	2	-	-	-
CO5	3	3	3	1	1	-	2	-	-	2	2	3	2	3	-	-


"3" – Strong; "2" – Moderate; "1"- Low; "-" No Correlation

  
(Dr. Sanjay Kumar)


  
(Dr. V.K. Patle)

  
(Dr. A.K. Tiwari)

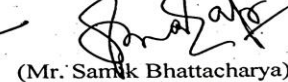
  
(Dr. Vibha Dubey)

  
(Dr. Pooja Rathi)

  
(Mr. Manish Rawani)

  
(Miss. Vartika Shrivastav)

  
(Dr. Pranjali Dewangan)

  
(Mr. Sanjit Bhattacharya)




**Detailed Syllabus**  
**MSc(IT)205-I**  
**Elective – II (AI & Expert System)**

Unit No.	Topics	No. of Hours	CO No.
I	<b>UNIT – I</b> <b>Introduction to AI:</b> Foundations of AI, Philosophy and History; AI problems, AI technique; The Turing Test. <b>Intelligent Agents:</b> Agents and Environments, the Concept of Rationality, the Nature of Environments and the Structure of Agents. <b>Problem solving &amp; State Space Search:</b> General problem solving: defining problems as State Space Search, Problem Characteristics; Production Systems & their characteristics.	10	1
II	<b>UNIT – II</b> <b>Exhaustive Searches:</b> Generate and Test, Breadth First Search, Depth First Search and DFID <b>Heuristic Search Techniques:</b> Branch and Bound technique; Best first search; A* algorithm; Problem Reduction AND/OR Graphs and AO* algorithm. <b>Local Searches &amp; Optimizations:</b> Hill climbing and its variants. <b>Constraint Satisfaction Problems:</b> Definition; Constraint Propagation and Backtracking. <b>Game Playing:</b> Mini-Max Search Procedure; Alpha-Beta Cutoffs; Additional Refinements.	10	2
III	<b>UNIT – III</b> <b>Knowledge Representation:</b> Types of Knowledge; Knowledge Representation Issues; <b>Logic:</b> First order Predicate Logic; Representation of facts in FOL; Inference in FOL; Resolution Principle, Clausal Form and Unification; <b>Inference Mechanisms:</b> Forward and Backward Chaining; <b>Slot and Filler Structures:</b> Semantic Networks; Frame Systems and value inheritance; Conceptual Dependency; Scripts;	10	3
IV	<b>UNIT – IV</b> <b>Reasoning under Uncertainty:</b> Non-monotonic Reasoning, Logics for Non-monotonic Reasoning, Default Reasoning, Minimalistic Reasoning, Implementation Issues, Truth Maintenance Systems; Probabilistic Reasoning and Uncertainty; Statistical Reasoning; Probability Theory; Bayes Theorem and Bayesian networks; Certainty Factor; Dempster-Shafer Theory. <b>Planning:</b> Overview; The Blocks World; Component of a Planning System: Goal Stack Planning; Nonlinear Planning;	10	4
V	<b>UNIT – V</b> <b>Expert Systems:</b> Introduction, Characteristics, History and Applications of expert systems; Expert System Shells; Rule Based Systems Architectures, Non Production System Architectures; Knowledge Acquisition and Validation; Case Studies: MYCIN & DENDRAL. <b>Learning:</b> Rote learning; Learning by Taking Advice; Induction; Explanation based learning; Discovery; Analogy.	10	5

**Books Recommended:**


- **Artificial Intelligence**, Rich E., Knight K. and Nair S. B., McGraw Hill Education
- **Artificial Intelligence: A Modern Approach**, Russell S. J. and Norvig P., Pearson Education
- **Introduction to Artificial Intelligence and Expert Systems**, Patterson D. W., PHI
- **Principles Of Artificial Intelligence**, Nilson N. J., Narosa Publications
- **Artificial Intelligence**, Winston P. H., Pearson Education

  
(Dr. Sanjay Kumar)

  
(Dr. V.K. Palle)

  
(Dr. A.K. Tiwari)

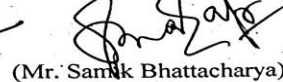
  
(Dr. Vibha Dubey)

  
(Dr. Pooja Rathi)

  
(Mr. Manish Rawani)

  
(Miss. Vartika Shrivastav)

  
(Dr. Pranav Dewangan)

  
(Mr. Sanjay Bhattacharya)

**M.Sc. (IT) Semester-II**

Program	Subject	Year	Semester
M.Sc.	Information Technology	1	II
Course Code	Course Title		Course Type
MSc(IT)205-II	Elective – II (Internet of Things)		Elective
Credit	Hours Per Week (L-T-P)		
	L	T	P
4	3	1	0
Maximum Marks	Sessional		Theory
125	25		100

S.No	Elective -II
I	AI & Expert System
II	Internet of Things
III	Soft Computing

**Learning Objective (LO):**

Students will be able understand how to connect and control physical devices through the internet to gather and gather and exchange data. It involves learning about sensors, connectivity, data analysis, and the integration of devices to create smart and interconnected systems.

**Course Outcomes (CO):**


CO No.	Expected Course Outcomes	CL
	At the end of the course, the students will be able to :	
1	Describe what IoT is and how it works today and recognise the factors that contributed to the emergence of IoT.	An
2	Design and program IoT devices and use real IoT protocols for communication.	Ap
3	Secure the elements of an IoT device.	Ap
4	Design an IoT device to work with a Cloud Computing infrastructure.	Ap
5	Transfer IoT data to the cloud and in between cloud providers.	Ap

CL: Cognitive Levels (**R**-Remember; **U**-Understanding; **Ap**-Apply; **An**-Analyze; **E**-Evaluate; **C**-Create).

**CO-PO/PSO Mapping for the course:**

CO \ PO	POs											PSO				
	1	2	3	4	5	6	7	8	9	10	11	1	2	3	4	5
CO1	3	3	3	-	1	-	3	1	-	-	-	3	1	-	-	-
CO2	3	3	3	1	1	1	3	-	-	-	-	3	2	-	-	3
CO3	3	3	3	1	1	1	3	-	-	2	-	3	2	-	-	2
CO4	3	3	3	1	1	2	3	1	-	2	1	3	2	-	-	-
CO5	3	3	3	1	1	-	2	-	-	2	2	3	2	3	-	-


"3" – Strong; "2" – Moderate; "1"- Low; "-" No Correlation

  
(Dr. Sanjay Kumar)

  
(Dr. V.K. Palle)

  
(Dr. A.K. Tiwari)

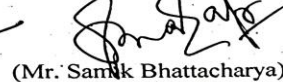
  
(Dr. Vibha Dubey)

  
(Dr. Pooja Rathi)

  
(Mr. Manish Rawani)

  
(Miss. Vartika Shrivastav)

  
(Dr. Pranjali Dewangan)

  
(Mr. Sanjay Bhattacharya)






**Detailed Syllabus**  
**MSc(IT)205-II**  
**Elective – II (Internet of Things)**

Unit No.	Topics	No. of Hours	CO No.
I	<b>Unit – I OVERVIEW:</b> IoT-An Architectural Overview- Building an architecture, Main design principles and needed capabilities, An IoT architecture outline, standards considerations. M2M and IoT Technology Fundamentals- Devices and gateways, Local and wide area networking, Data management, Business processes in IoT, Everything as a Service(XaaS), M2M and IoT Analytics, Knowledge Management.	10	1
II	<b>Unit – II REFERENCE ARCHITECTURE:</b> <b>IoT Architecture</b> – State of the Art – Introduction, State of the art, Reference Model and architecture, <b>IoT reference Model</b> – IoT Reference Architecture Introduction, Functional View, Information View, Deployment and Operational View, Other Relevant architectural views. <b>Real-World Design Constraints</b> – Introduction, Technical Design constraints-hardware is popular again, Data representation and visualization, Interaction and remote control.	10	2
III	<b>Unit – III IOT DATA LINK LAYER &amp; NETWORK LAYER PROTOCOLS:</b> PHY/MAC Layer(3GPP MTC, IEEE 802.11, IEEE 802.15), Wireless HART, Z-Wave, Bluetooth Low Energy, Zigbee Smart Energy, DASH7 - Network Layer-IPv4, IPv6, 6LoWPAN, 6TiSCH,ND, DHCP, ICMP, RPL, CORPL, CARP	10	3
IV	<b>Unit – IV TRANSPORT &amp; SESSION LAYER PROTOCOLS:</b> <b>Transport Layer</b> Transmission Control Protocol (TCP), Multipath Transmission Control Protocol (MPTCP), User Datagram Protocol (UDP), Datagram Congestion Control Protocol (DCCP) , Stream Control Transmission Protocol (SCTP), Transport Layer Security (TLS), Datagram Transport Layer Security (DTLS)) <b>Session Layer-</b> Hyper Text Transfer Protocol (HTTP), Constrained Application Protocol (CoAP), Extensible Messaging and Presence Protocol (XMPP), Advanced Message Queuing Protocol (AMQP), Message Queue Telemetry Transport (MQTT)	10	4
V	<b>Unit – V SERVICE LAYER PROTOCOLS &amp; SECURITY:</b> <b>Service Layer</b> – oneM2M, European Telecommunications Standards Institute (ETSI) M2M (Machine-to-Machine), OMA, BBF – Security in IoT Protocols – MAC 802.15.4, 6LoWPAN, Routing Protocol for Low-Power and Lossy Networks (RPL), Application Layer	10	5


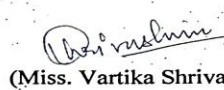


**Books Recommended:**

- **From Machine-to-Machine to the Internet of Things: Introduction to a New Age of Intelligence**, Jan Holler, VlasiosTsiatsis, Catherine Mulligan, Stefan Avesand, StamatisKarnouskos, David Boyle, Academic Press, 2014
- **Learning Internet of Things**, Peter Waher, PACKT publishing
- **Architecting the Internet of Things**, Bernd Scholz-Reiter, Florian Michahelles, Springer
- **Building the Internet of Things with IPv6 and MIPv6: The Evolving World of M2M Communications**, Daniel Minoli, Willy Publications
- **Internet of Things (A Hands-onApproach)**, Vijay Madisetti and ArshdeepBahga, VPT, 2014.

**M.Sc. (IT) Semester-II**

(Dr. Sanjay Kumar)    (Dr. V.K. Patle)    (Dr. A.K. Tiwari)    (Dr. Vibha Dubey)    (Dr. Pooja Rathi)

(Mr. Manu Rawani)    (Miss. Vartika Shrivastav)    (Dr. Pranjali Dewangan)    (Mr. Sanjay Bhattacharya)

Program	Subject	Year	Semester
M.Sc.	Information Technology	1	II
Course Code	Course Title		Course Type
MSc(IT)205-III	Elective – II (Soft Computing)		Elective
Credit	Hours Per Week (L-T-P)		
	L	T	P
4	3	1	0
Maximum Marks	Sessional		Theory
125	25		100

S.No	Elective -II
I	AI & Expert System
II	Internet of Things
III	Soft Computing

### Learning Objective (LO):

Student will be able to apply various computational techniques such as fuzzy logic, neural network, genetic algorithms and probabilistic reasoning. These techniques are used to solve complex problems that may involve uncertainty, imprecision, or incomplete information.

### Course Outcomes (CO):

CO No.	Expected Course Outcomes	CL
	At the end of the course, the students will be able to :	
1	Understand Artificial Neural Network concept with the help of Biological Neural Network.	U
2	Implement algorithms to train ANN by using learning algorithms.	Ap
3	Test fuzzy set operations and binary relations.	An
4	Understand Genetic algorithms	U
5	Understand programming in MATLAB.	U






CL: Cognitive Levels (**R**-Remember; **U**-Understanding; **Ap**-Apply; **An**-Analyze; **E**-Evaluate; **C**-Create).


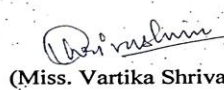


### CO-PO/PSO Mapping for the course:

CO \ PO	POs											PSO				
	1	2	3	4	5	6	7	8	9	10	11	1	2	3	4	5
CO1	3	3	3	-	1	-	3	1	-	-	-	3	1	-	-	-
CO2	3	3	3	1	1	1	3	-	-	-	-	3	2	-	-	3
CO3	3	3	3	1	1	1	3	-	-	2	-	3	2	-	-	2
CO4	3	3	3	1	1	2	3	1	-	2	1	3	2	-	-	-
CO5	3	3	3	1	1	-	2	-	-	2	2	3	2	3	-	-

"3" – Strong; "2" – Moderate; "1" – Low; "-" No Correlation

### Detailed Syllabus

 (Dr. Sanjay Kumar)
  (Dr. V.K. Palle)
  (Dr. A.K. Tiwari)
  (Dr. Vibha Dubey)
  (Dr. Pooja Rathi)


 (Mr. Manish Rawani)
  (Miss. Vartika Shrivastav)
  (Dr. Pranav Dewangan)
  (Mr. Sanjay Bhattacharya)

**MSc(IT)205-III**  
**Elective – II (Soft Computing)**


Unit No.	Topics	No. of Hours	CO No.
I	<b>UNIT - I: Introduction to Fuzzy Logic System</b> Fuzzy Sets Operation Of Fuzzy Sets, Properties Of Fuzzy Sets, Fuzzy Relations, Fuzzy Arithmetic, Membership Functions, Fuzzy To Crisp Conversion. Fuzzy Logic, Fuzzy Rule Based Systems, Fuzzy Decision Making, Fuzzy Database, Fuzzy Intelligent System.	10	1
II	<b>UNIT - II: Introduction to Artificial Neural Networks</b> Introduction to Artificial Neural Network, Artificial Neuron, Classification of Artificial NeuralNetwork, Architecture of a Artificial Neural Network, Activation Function, Training an Artificial Neural Network, Application of Artificial Neural Network.	10	2
III	<b>UNIT - III: Perceptron and Associative Memories</b> Amari General Learning Rule, HEBB Learning Rule, ADLINE, Perceptron Layer Network, Associative memory: Auto associative Memory, Bi-directional memory, Back-propagation Network: Architecture, Training Algorithm Application of Back-propagation algorithm	10	3
IV	<b>UNIT - IV: Evolutionary Computing</b> Introduction, overview of evolutionary computing, Genetic algorithms and optimization, The schema theorem: the fundamental theorem of genetic algorithms, Genetic algorithm operators, Integration of genetic algorithms with neural networks, Integration of genetic algorithms with fuzzy logic, Known issues in GAs.	10	4
V	<b>UNIT - V: Soft Computing Tools</b> Introduction to MATLAB, Features, Using MATLAB as a Calculator, Creating MATLAB Variables, Basic Plotting: Creating simple plots, adding titles, axis labels and annotations, specify line style and color, Matrix Genertaion : vector, matrix, matrix indexing,creating submatrix, transposing matrix, concatenation, generation of matrix, Programing in MATLAB: M-File scripts, Control flow and operators. Toolbox Introduction, Introduction to Simulink.	10	5


**Books Recommended:**

- **Soft Computing**, SarojKaushik, TMH Publications.
- **Fuzzy systems and Fuzzy Logic**, Klir and Uuna, PHI Publications.
- **Introduction to Artificial Neural Networks**, S. N. Sivanandam and M. Paulraj, Vikas publication.
- **Soft Computing and Intelligent systems Design**, Fakhreddine O. Karry and Clarence de Silva
- **Neural Network Design**, Hagan & Demuth, Vikas Pub. Comp.
- **Fundamentals of Artificial Neural Networks**, M.A.Hassaoun.

  
 (Dr. Sanjay Kumar)

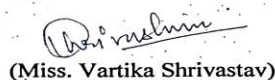
  
 (Dr. V.K. Patle)


  
 (Dr. A.K. Tiwari)

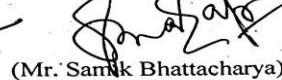
  
 (Dr. Vibha Dubey)

  
 (Dr. Pooja Rathi)

  
 (Mr. Manu Rawani)

  
 (Miss. Vartika Shrivastav)

  
 (Dr. Pranjali Dewangan)

  
 (Mr. Sanjay Bhattacharya)



**M.Sc. (IT) Semester-II**

Program	Subject	Year	Semester
M.Sc.	Information Technology	1	II
Course Code	Course Title		Course Type
MSc(IT)206	Lab-IV: Programming in . NET		Core
Credit	Hours Per Week (L-T-P)		
	L	T	P
2	-	-	4
Maximum Marks	Sessional		Practical
150	50		100

**Learning Objective (LO):**

Students are going to be able to understand client-server programming paradigm in network based web application.

**Course Outcomes (CO):**






CO No.	Expected Course Outcomes	CL
	At the end of the course, the students will be able to :	
1	Learn about .NET framework.	Ap
2	Learn about control structures and functions	Ap
3	Learn about OOPs concepts and how to do OO Programming.	Ap
4	Understand website designing and its concepts.	Ap
5	Learn client-server paradigm.	Ap


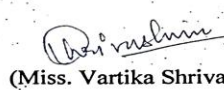


CL: Cognitive Levels (**R**-Remember; **U**-Understanding; **Ap**-Apply; **An**-Analyze; **E**-Evaluate; **C**-Create).

**CO-PO/PSO Mapping for the course:**

PO \ CO	POs											PSO				
	1	2	3	4	5	6	7	8	9	10	11	1	2	3	4	5
CO1	3	3	3	1	2	2	2	1	1	2	2	3	-	2	-	3
CO2	3	3	3	1	2	2	2	1	1	2	2	3	-	2	-	1
CO3	3	3	3	1	2	2	2	1	1	2	2	3	-	2	-	-
CO4	3	3	3	1	2	2	2	1	1	2	2	3	-	2	-	-
CO5	3	3	3	1	2	2	2	1	1	2	2	3	-	2	-	1

"3" – Strong; "2" – Moderate; "1"- Low; "-" No Correlation


 (Dr. Sanjay Kumar)
  (Dr. V.K. Patle)
  (Dr. A.K. Tiwari)
  (Dr. Vibha Dubey)
  (Dr. Pooja Rathi)

 (Mr. Manish Rawani)
  (Miss. Vartika Shrivastav)
  (Dr. Pranjali Dewangan)
  (Mr. Sanjay Bhattacharya)




**Detailed Syllabus**  
**MSc(IT)206**  
**Lab-IV: Programming in . NET**

Unit No.	Topics	No. of Hours	CO No.
I	<b>Programs to explain following concepts:</b> Data types, variables, Constant, <b>Control Structures:</b> conditional statements, loops, <b>Arrays:</b> creating array, Dynamic arrays.	10	1
II	<b>Programs on Functions:</b> defining Function, Function returning a value, Recursive function, Param Arrays, Passing Array as Function Arguments,	10	2
III	<b>Programs Related to following concepts:</b> classes : class Member Constructor and Destructors, <b>Inheritance</b> : Base and Derived Classes, Base Class Initialization. Polymorphism. <b>Exception Handling.</b>	10	3
IV	<b>Programs related to Asp.net-</b> Life Cycle, Asp.net state management, Web application, Web forms, Controls in web forms, Events in Web form.	10	4
V	<b>Programming based on Database:</b> Database Connectivity, OLEDB Connectivity, ODBC Connectivity,	10	5

  
 (Dr. Sanjay Kumar)

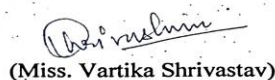
  
 (Dr. V.K. Patle)


  
 (Dr. A.K. Tiwari)

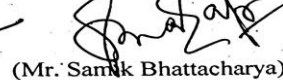
  
 (Dr. Vibha Dubey)

  
 (Dr. Pooja Rathi)

  
 (Mr. Manish Rawani)

  
 (Miss. Vartika Shrivastav)

  
 (Dr. Pranjali Dewangan)

  
 (Mr. Sanjay Bhattacharya)

**M.Sc. (IT) Semester-II**

Program	Subject	Year	Semester
M.Sc.	Information Technology	1	II
Course Code	Course Title		Course Type
MSc(IT)207	Lab-V:Programming in Data Structure		Core
Credit	Hours Per Week (L-T-P)		
	L	T	P
2	-	-	4
Maximum Marks	Sessional		Practical
100	50		50

**Learning Objective (LO):**

This course aims to student to learn how memory uses data structures for efficient management of memory for better programming.

**Course Outcomes (CO):**


CO No.	Expected Course Outcomes	CL
	At the end of the course, the students will be able to :	
1	Design the appropriate data structures and algorithms for solving real world problems and enables them to gain knowledge in practical applications of data structures.	Ap
2	Choose efficient data structures and apply them to solve problems and analyze the efficiency of programs based on time complexity.	Ap
3	Get analytical ability to create better design of computer applications.	Ap
4	Learn technique such as Searching, Sorting, Tree and Graph so that student gain the reasoning ability to implement these concept in development of live commercial applications	Ap
5	Understand about memory representation of different data structures.(U)	Ap

CL: Cognitive Levels (**R**-Remember; **U**-Understanding; **Ap**-Apply; **An**-Analyze; **E**-Evaluate; **C**-Create).


**CO-PO/PSO Mapping for the course:**

CO \ PO	POs											PSO				
	1	2	3	4	5	6	7	8	9	10	11	1	2	3	4	5
CO1	3	3	3	1	2	-	2	1	-	2	2	3	-	2	-	3
CO2	3	3	3	1	2	-	2	1	-	2	2	3	-	2	-	1
CO3	3	3	3	1	2	-	2	1	-	2	2	3	-	2	-	-
CO4	3	3	3	1	2	-	2	1	-	2	2	3	-	2	-	-
CO5	3	3	3	1	2	-	2	1	-	2	2	3	-	2	-	1


"3" – Strong; "2" – Moderate; "1"- Low; "-" No Correlation

  
(Dr. Sanjay Kumar)


  
(Dr. V.K. Palle)

  
(Dr. A.K. Tiwari)

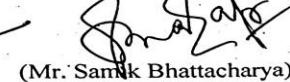
  
(Dr. Vibha Dubey)

  
(Dr. Pooja Rathi)

  
(Mr. Manish Rawani)

  
(Miss. Vartika Shrivastav)

  
(Dr. Pranav Dewangan)


  
(Mr. Sanjay Bhattacharya)

**Detailed Syllabus**  
**MSc(IT)207**  
**Lab-V: Programming in Data Structure**


Unit No.	Topics	No. of Hours	CO No.
I	Programs Related to Array and Linked Lists	10	1
II	Programs Related to Stack and Queues	10	2
III	Programs Related to Trees	10	3
IV	Programs related to Searching algorithms	10	4
V	Programs related to Sorting algorithms	10	5


**Books Recommended:**

- **Fundamental of Data Structures**, *Horowitz and Sahani*, Galgotia Publishers.
- **Data Structures and Program Design in C**, *Kruse R.L*, PHI.
- **Data Structures using C and C++**, *Tanenbaum*, PHI.
- **Data Structures**, Schaum Series.
- **Data Structures**, *Bhagat Singh*.
- **Data Structures** - *Trembley and Sorenson*.

  
 (Dr. Sanjay Kumar)

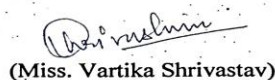
  
 (Dr. V.K. Patle)


  
 (Dr. A.K. Tiwari)

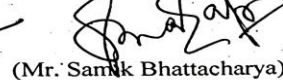
  
 (Dr. Vibha Dubey)

  
 (Dr. Pooja Rath)

  
 (Mr. Manu Rawani)

  
 (Miss. Vartika Shrivastav)

  
 (Dr. Pranav Dewangan)

  
 (Mr. Sanjay Bhattacharya)

**M.Sc. (IT) Semester-II**

Program	Subject	Year	Semester
M.Sc.	Information Technology	1	II
Course Code	Course Title		Course Type
MSc(IT)208	Lab-VI: Practical based on Computer Network		Core
Credit	Hours Per Week (L-T-P)		
	L	T	P
2	-	-	4
Maximum Marks	Sessional		Practical
100	50		50

**Learning Objective (LO):**

Student will learn about data transmission in any computer network through simulation and develop a view that helps him to understand real time data transmission.

**Course Outcomes (CO):**






CO No.	Expected Course Outcomes	CL
	At the end of the course, the students will be able to :	
1	Understanding of computer network.	Ap
2	Get the basic concepts of bandwidth, data communication etc.	Ap
3	Make the students more employable.	Ap
4	Open up new areas in the field of research and development in the area of computer networking.	Ap
5	Apply the ideas about cyber security and networking technologies.	Ap


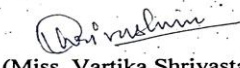


CL: Cognitive Levels (**R**-Remember; **U**-Understanding; **Ap**-Apply; **An**-Analyze; **E**-Evaluate; **C**-Create).

**CO-PO/PSO Mapping for the course:**

PO CO	POs											PSO				
	1	2	3	4	5	6	7	8	9	10	11	1	2	3	4	5
CO1	3	3	3	-	1	-	3	1	-	-	-	3	1	-	-	-
CO2	3	3	3	1	1	1	3	-	-	-	-	3	2	-	-	3
CO3	3	3	3	1	1	1	3	-	-	2	-	3	2	-	-	2
CO4	3	3	3	1	1	2	3	1	-	2	1	3	2	-	-	-
CO5	3	3	3	1	1	-	2	-	-	2	2	3	2	3	-	-


"3" – Strong; "2" – Moderate; "1"- Low; "-" No Correlation

 (Dr. Sanjay Kumar)
  (Dr. V.K. Patle)
  (Dr. A.K. Tiwari)
  (Dr. Vibha Dubey)
  (Dr. Pooja Rathi)


 (Mr. Manish Rawani)
  (Miss. Vartika Shrivastav)
  (Dr. Pranjali Dewangan)
  (Mr. Sanjay Bhattacharya)


**Detailed Syllabus**  
**MSc(IT)208**  
**Lab-VI: Practical based on Computer Network**


Unit No.	Topics	No. of Hours	CO No.
I	Basic Network Commands	10	1
II	Crimping of LAN Cable	10	2
III	Network Simulation in Cisco Packet Tracer	10	3
IV	Server Installation	10	4
V	Server Configuration	10	5

  
 (Dr. Sanjay Kumar)

  
 (Dr. V.K. Patle)

  
 (Dr. A.K. Tiwari)

  
 (Dr. Vibha Dubey)

  
 (Dr. Pooja Rathi)

  
 (Mr. Manu Rawani)

  
 (Miss. Vartika Shrivastav)

  
 (Dr. Pranjali Dewangan)

  
 (Mr. Sanjay Bhattacharya)

**M.Sc. (IT) Semester-II**

Program	Subject	Year	Semester
M.Sc.	Information Technology	1	II
Course Code	Course Title		Course Type
MSc(IT)209	Personality Development		Core
Credit	Hours Per Week (L-T-P)		
	L	T	P
2	-	-	4
Maximum Marks	Sessional		-
25	25		00

**Learning Objective (LO):**

The objective of the course is to develop public speaking skills, team work, communication in group among students.

**Course Outcomes (CO):**

CO No.	Expected Course Outcomes At the end of the course, the students will be able to :	CL
1	Achieve confidence in public speaking.	Ap
2	Know how to behave in group.	Ap
3	Observe how to work with team.	An
4	Equipped to resolve conflicts.	Ap
5	Express themselves in a professional and diplomatic manner.	Ap

**CL:** Cognitive Levels Cognitive Level: **R**-Remember; **U**-Understanding; **Ap**-Apply; **An**-Analyze; **B**-Evaluate; **C**-Create.


**CO-PO/PSO Mapping for the course:**

PO CO	POs											PSO				
	1	2	3	4	5	6	7	8	9	10	11	1	2	3	4	5
CO1	3	3	3	-	1	-	3	1	-	-	-	3	1	-	-	-
CO2	3	3	3	1	1	1	3	-	-	-	-	3	2	-	-	3
CO3	3	3	3	1	1	1	3	-	-	2	-	3	2	-	-	2
CO4	3	3	3	2	1	1	3	1	-	-	-	3	1	-	-	-
CO5	3	3	3	2	1	1	3	-	-	-	-	3	2	-	-	3

"3" – Strong; "2" – Moderate; "1" – Low; "-" No Correlation

**Detailed Syllabus****MSc(IT)209 (GD/PI Based on Indian Knowledge System)**


Unit No.	Topics	No. of Hours	CO No.
I	Group Discussion	10	1
II	Debate	10	2
III	Extempore	10	3
IV	Presentation	10	4
V	Leadership	10	5

  
(Dr. Sanjay Kumar)

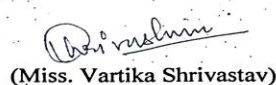
  
(Dr. V.K. Patle)

  
(Dr. A.K. Tiwari)

  
(Dr. Vibha Dubey)

  
(Dr. Pooja Rathi)

  
(Mr. Manu Rawani)

  
(Miss. Vartika Shrivastav)

  
(Dr. Pranav Dewangan)

  
(Mr. Sanjay Bhattacharya)



**M.Sc. (IT) Semester-III**

Program	Subject	Year	Semester
M.Sc.	Information Technology	2	III
Course Code	Course Title		Course Type
MSc(IT)301	Java Programming Language		Core
Credit	Hours Per Week (L-T-P)		
	L	T	P
4	3	1	0
Maximum Marks	Sessional		Theory
125	25		100

**Learning Objective (LO):**

The objective of this course is to make learn students high level object oriented programming like java which develops programming skills in students.

**Course Outcomes (CO):**






CO No.	Expected Course Outcomes	CL
	At the end of the course, the students will be able to :	
1	Understand fundamentals structure and model of Java programming language.	U
2	Understand fundamentals of object-oriented programming in Java, including defining classes, invoking methods, using class libraries, etc.	U
3	Understand the basic principles of creating Java applications with graphical user interface (GUI)	U
4	Write a computer program to solve specified problems as well as make Business and research applications.	Ap
5	Understand all fundamentals of Java students can easily relate and solve the real problem.	An


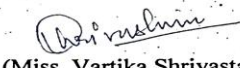


CL: Cognitive Levels (**R**-Remember; **U**-Understanding; **Ap**-Apply; **An**-Analyze; **E**-Evaluate; **C**-Create).

**CO-PO/PSO Mapping for the course:**

PO CO	POs											PSO				
	1	2	3	4	5	6	7	8	9	10	11	1	2	3	4	5
CO1	3	3	3	-	1	-	3	1	-	-	-	3	1	-	-	-
CO2	3	3	3	1	1	1	3	-	-	-	-	3	2	-	-	3
CO3	3	3	3	1	1	1	3	-	-	2	-	3	2	-	-	2
CO4	3	3	3	1	1	2	3	1	-	2	1	3	2	-	-	-
CO5	3	3	3	1	1	-	2	-	-	2	2	3	2	3	-	-

"3" – Strong; "2" – Moderate; "1"- Low; "-" No Correlation

 (Dr. Sanjay Kumar)
  (Dr. V.K. Patle)
  (Dr. A.K. Tiwari)
  (Dr. Vibha Dubey)
  (Dr. Pooja Rathi)

 (Mr. Manish Rawani)
  (Miss. Vartika Shrivastav)
  (Dr. Pranjali Dewangan)
  (Mr. Sanjay Bhattacharya)


## Detailed Syllabus

### MSc(IT)301 (Java Programming Language)


Unit No.	Topics	No. of Hours	CO No.
I	<b>UNIT – I: Introduction to Java Programming</b> <b>An overview of Java:</b> Object Oriented Programming, Features of Java, Java Virtual Machine, Java Environment: Java Development Kit, Java Standard Library, Data Types, <b>Variables:</b> Declaring a variable, Dynamic Initialization, The scope and life time of variable, Type conversion and Casting: Narrowing and Widening Conversions, Numeric Promotions, Type Conversion Contexts; <b>Operators:</b> Arithmetic Operators, Relational Operators, Logical Operators, Bit wise Operators, Conditional Operators, new operator, [ ] and instance of operator. <b>Control Statements:</b> Java's Selection statement, Iteration Statement, Jump Statement. <b>Arrays:</b> Declaring Array variables, constructing an Array, Initializing an Array, Multidimensional Arrays, Anonymous Arrays.	10	1
II	<b>UNIT – II: Classes and Interface</b> <b>Introducing Classes:</b> Class Fundamentals, Declaring Object, Assigning Object Reference Variables, Defining <b>Methods:</b> method overloading and overriding, Using objects as parameter, Constructors, Garbage collection, finalize () method. <b>Inheritance:</b> Inheritance basic, method overloading, object reference this and super, Chaining constructor using this () and super (), Member accessibility modifier: public, protected, default accessibility of member, private protected, private, <b>Package:</b> Define package, CLASSPATH, importing package, Interface: Define an interface, implementing interface, extending interface, variable in interface, <b>Overview of Nested Class:</b> Top level nested class and interface, Non static inner class, Local class, Anonymous class.	10	2
III	<b>UNIT – III: Exception handling and Multithreading</b> <b>Exception Handling:</b> Exception types, Uncaught Exception, Using try and catch, multiple catch, nested try block, throw, throws, and finally. <b>Multithreading:</b> Creating Thread, Thread Priority, Synchronization, Thread Scheduler, Running & Yielding, Sleeping & Waking Up, Waiting & Notifying, Suspending & Resuming; miscellaneous methods in thread class.	10	3
IV	<b>UNIT – IV: Fundamental Library Classes of Java and Input / Output</b> Object class, String class, String Buffer class, Wrapper class, Math class, Collection: Collection interface, List interface, Set interface sorted interface, Array List class, Linked List class, Tree Set, Comparator, Vector, Stack. <b>I/O Classes and Interfaces:</b> File, Buffer Stream, Character Stream, and Random Access for files, Object Serialization.	10	4
V	<b>UNIT – V: Events, GUI and JDBC</b> <b>Event Handling:</b> Overview of Event Handling, Event Hierarchy, The Delegation Event Model, Event Classes, KeyEventClass, Sources of Events, Event Listener Interfaces, Using the Delegation Event Model, Event Adapters. <b>GUI Programming:</b> Introduction to Swing, History, Features, Components and Containers, Swing Packages, Painting, Swing Component Classes; <b>JDBC:</b> Introduction to JDBC, JDBC Drivers Type, Connection, JDBC URLs, Driver Manager, Statement – Creating, Executing, Closing, Result Set – Data Types and Conversions. Prepared Statement.	10	5


#### Books Recommended:


- **Java: The Complete Reference**, Herbert Schildt, Oracle Press.
- **Core Java: Volume-I & Volume 2**, Cay S. Horstmann & Gary Cornell, PEARSON
- **Programming with Java**, E. Balagurusamy, McGraw Hill Education
- **Core Java**, R. Nageshwara Rao, Dreamtech Press

  
(Dr. Sanjay Kumar)

  
(Dr. V.K. Patle)

  
(Dr. A.K. Tiwari)


  
(Dr. Vibha Dubey)

  
(Dr. Pooja Rathi)

  
(Mr. Manish Rawani)

  
(Miss. Vartika Shrivastav)

  
(Dr. Pratik Dewangan)

  
(Mr. Sanjay Bhattacharya)

**M.Sc. (IT) Semester-III**

Program	Subject	Year	Semester
M.Sc.	Information Technology	2	III
Course Code	Course Title		Course Type
MSc(IT)302	Python Programming Language		Core
Credit	Hours Per Week (L-T-P)		
	L	T	P
4	3	1	0
Maximum Marks	Sessional		Theory
125	25		100

**Learning Objective (LO):**

The course aims to equip students with a deep understanding of advanced Programming in python. Which helps students to understand real world AI application and data mining concepts.

**Course Outcomes (CO):**






CO No.	Expected Course Outcomes	CL
	At the end of the course, the students will be able to :	
1	Understand why Python is a useful scripting language for developers and learn how to design and program Python applications.	U
2	Learn how to use lists, tuples, dictionaries, indexing and slicing to access data in Python programs.	Ap
3	Define the structure and components, how to write loops, decision statements, functions and pass arguments of a Python program.	U
4	Learn about graphical programing in Python programs.	E
5	Learn how to build and package Python modules for reusability.	Ap


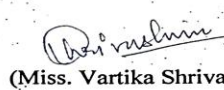


CL: Cognitive Levels (**R**-Remember; **U**-Understanding; **Ap**-Apply; **An**-Analyze; **E**-Evaluate; **C**-Create).

**CO-PO/PSO Mapping for the course:**

PO CO	POs											PSO				
	1	2	3	4	5	6	7	8	9	10	11	1	2	3	4	5
CO1	3	3	3	-	1	-	3	1	-	-	-	3	1	-	-	-
CO2	3	3	3	1	1	1	3	-	-	-	-	3	2	-	-	3
CO3	3	3	3	1	1	1	3	-	-	2	-	3	2	-	-	2
CO4	3	3	3	1	1	2	3	1	-	2	1	3	2	-	-	-
CO5	3	3	3	1	1	-	2	-	-	2	2	3	2	3	-	-

"3" – Strong; "2" – Moderate; "1"- Low; "-" No Correlation

 (Dr. Sanjay Kumar)
  (Dr. V.K. Patle)
  (Dr. A.K. Tiwari)
  (Dr. Vibha Dubey)
  (Dr. Pooja Rathi)

 (Mr. Manish Rawani)
  (Miss. Vartika Shrivastav)
  (Dr. Pranav Dewangan)
  (Mr. Sanjay Bhattacharya)


## Detailed Syllabus

### MSc(IT)302 (Python Programming Language)


Unit No.	Topics	No. of Hours	CO No.
I	<b>UNIT - I</b> <b>Introduction to Python Programming:</b> What is a Program, Formal and Natural Languages, Why use Python, Uses of python, Strengths & Drawbacks, The Python Interpreter, Running Python, The IDLE User Interface, The Interactive Prompt, Script Mode, Dynamic Typing , Debugging. <b>Types, Operators, Expressions &amp; Statements:</b> Values and Types, Assignment Statement, Variable Names, Expressions & Statements, Order of Operations, String Operations, Comments.	10	1
II	<b>UNIT - II</b> <b>Conditionals:</b> Boolean Expressions, Logical operators, Conditional & Alternative Execution, Chained and Nested Conditions. <b>Iterations:</b> Reassignment, Updating Variables, The “for” and “while” statements, break. <b>Strings:</b> String is a sequence, len, Traversal with a for loop, String Slices, Searching, Looping and Counting, String Methods, the “in” operator, String Comparison.	10	2
III	<b>UNIT - III</b> <b>Lists:</b> List is a Sequence, Traversing and other Operations, List Slices, List Methods, Map Filter and Reduce, Deleting Elements, Lists and Strings, Objects and Values, Aliasing, List Arguments. <b>Dictionaries:</b> A Mapping and as a Collection of Counters, Looping and Dictionaries, Reverse Lookup, Dictionaries and Lists, Memos, Global Variables. <b>Tuples:</b> Tuple Assignments, Tuples as Return Values, Variable Length Argument Tuples, Lists and Tuples, Dictionaries and Tuples, Sequence of Sequences.	10	3
IV	<b>UNIT - IV</b> <b>Functions:</b> Function Calls, Math Functions, Composition, Adding New Functions, Definitions & Uses, Flow of Execution, Parameters and Arguments, Why Functions, Stack Diagrams, Void and Fruitful Functions, Return Values, Incremental Development, Composition, Boolean Functions, Checking Types. <b>Recursion:</b> Stack Diagram for Recursive Functions, Infinite Recursion, Taking Input from Keyboard, More Recursion. Catching Exceptions .	10	4
V	<b>UNIT - V</b> <b>Files:</b> Files & Persistence, Reading and Writing, Filenames and Paths. <b>Object-Oriented Programming:</b> Programmer defined Types, Attributes, Instances as Return Values, Classes and Functions, Classes and Methods, Inheritance and Polymorphism. <b>Graphics programming:</b> Drawing with turtle graphics, using turtle module, moving the turtle with any direction, moving turtle to any location, the color, bgcolor, circle and speed method of turtle, drawing with colors, drawing basic shapes using iterations.	10	5

#### Books Recommended:


- **Learning Python** 5<sup>th</sup> Edition, Mark Lutz, O'Reilly Publications
- **Core Python Programming**, R. Nageshwara Rao, Dreamtech Publications
- **Think Python** 2<sup>nd</sup> Edition, Allen B. Downey, O'Reilly Publications
- **Python Essentials Reference**, 4<sup>th</sup> Edition, David M. Beazley, Addison – Wesley
- **Practical Programming: An Introduction to Computer Science Using Python 3**, Paul Gries et al.

  
(Dr. Sanjay Kumar)


  
(Dr. V.K. Patle)

  
(Dr. A.K. Tiwari)


  
(Dr. Vibha Dubey)

  
(Dr. Pooja Rathi)

  
(Mr. Manish Rawani)

  
(Miss. Vartika Shrivastav)

  
(Dr. Pranjali Dewangan)

  
(Mr. Sanjay Bhattacharya)

**M.Sc. (IT) Semester-III**

Program	Subject	Year	Semester
M.Sc.	Information Technology	2	III
Course Code	Course Title		Course Type
MSc(IT)303	Advanced Computer Architecture		Core
Credit	Hours Per Week (L-T-P)		
	L	T	P
4	3	1	0
Maximum Marks	Sessional		Theory
125	25		100

**Learning Objective (LO):**

Students will develop a cognitive understanding of parallel processing and hardware architecture of CPU for its implementation.

**Course Outcomes (CO):**






CO No.	Expected Course Outcomes	CL
	At the end of the course, the students will be able to :	
1	Make the students aware about Parallel Computing.	U
2	Learn the concepts of Multiprocessors, Multicomputer, Pipelining etc.	U
3	Increase the employability.	C
4	Make the students aware about advanced processor technology.	U
5	Open up new areas in the field of research and development in the area of computer architecture.	R


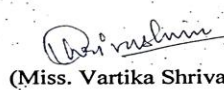


CL: Cognitive Levels (**R**-Remember; **U**-Understanding; **Ap**-Apply; **An**-Analyze; **E**-Evaluate; **C**-Create).

**CO-PO/PSO Mapping for the course:**

PO CO	POs											PSO				
	1	2	3	4	5	6	7	8	9	10	11	1	2	3	4	5
CO1	3	3	3	-	1	-	3	1	-	-	-	3	1	-	-	-
CO2	3	3	3	1	1	1	3	-	-	-	-	3	2	-	-	3
CO3	3	3	3	1	1	1	3	-	-	2	-	3	2	-	-	2
CO4	3	3	3	1	1	2	3	1	-	2	1	3	2	-	-	-
CO5	3	3	3	1	1	-	2	-	-	2	2	3	2	3	-	-

"3" – Strong; "2" – Moderate; "1"- Low; "-" No Correlation

 (Dr. Sanjay Kumar)
  (Dr. V.K. Patle)
  (Dr. A.K. Tiwari)
  (Dr. Vibha Dubey)
  (Dr. Pooja Rathi)

 (Mr. Manish Rawani)
  (Miss. Vartika Shrivastav)
  (Dr. Pranjali Dewangan)
  (Mr. Sanjay Bhattacharya)




**Detailed Syllabus**  
**MSc(IT)303**  
**Advanced Computer Architecture**

Unit No.	Topics	No. of Hours	CO No.
I	<b>UNIT I:</b> Introduction - Feng's and Flynn's classification scheme-SISD, SIMD, MISD, MIMD Multiprocessor and Multicomputer, UMA, NUMA, COMA, NORMA, memory models, parallel computer and its type. Applications of Parallel Computers. Cache Coherence Protocols – Snoopy and Directory Protocols.	10	1
II	<b>UNIT II:</b> System Interconnect Architecture – Static and Dynamic, Hypercube Interconnection network, multistage interconnection networks-architecture and routing, design consideration, throughput delay. Architecture and routing of 3 stage and 4 stage Banyan Network. Routing and Addition in Hypercube Interconnection network. Performance Metrics and Benchmarks.	10	2
III	<b>UNIT III:</b> Principle of pipelining-overlapped parallelism, Linear and non-linear pipelining, reservation table, calculation of MAL. Types of Instruction Pipeline. Arithmetic pipeline designs example – Floating point adder, pipelined multiplier.	10	3
IV	<b>UNIT IV:</b> Advanced processor Technology – RISC, CISC, VLIW architectures, Hazard detection and resolution, functional organization of instruction in IBM 360/91. Numerical Problems based on CPI, IPC and MIPS.	10	4
V	<b>UNIT V:</b> Exploring parallelism in program- Parallel Algorithm for Matrix addition and subtraction. Bitonic sort, sorting on linear array processors or odd even sort, PRAM algorithm for addition of numbers or Parallel Reduction. Bernstein's condition, ISO efficiency concept.	10	5

**Books Recommended:**


- **Computer Architecture & Parallel Processing**, Kai Hwang and F.A. Briggs, McGraw Hill.
- **Advanced Computer Architecture**, Kai Hwang, McGraw Hill.
- **Parallel Computing**, M.R. Bhujade, New Age Publication.
- **Parallel Computing Theory and Practice**, Michael J. Quinn, Tata McGraw Hill

  
 (Dr. Sanjay Kumar)

  
 (Dr. V.K. Patle)

  
 (Dr. A.K. Tiwari)


  
 (Dr. Vibha Dubey)

  
 (Dr. Pooja Rathi)

  
 (Mr. Manish Rawani)

  
 (Miss. Vartika Shrivastav)

  
 (Dr. Pranjali Dewangan)

  
 (Mr. Sanjay Bhattacharya)



**M.Sc. (IT) Semester-III**

Program	Subject	Year	Semester
M.Sc.	Information Technology	2	III
Course Code	Course Title		Course Type
MSc(IT)304-I	Elective – III (Software Engineering)		Elective
Credit	Hours Per Week (L-T-P)		
	L	T	P
4	3	1	0
Maximum Marks	Sessional		Theory
125	25		100

S.No	Elective -III
I	Software Engineering
II	Digital Image Processing
III	Compiler Design

**Learning Objective (LO):**

Objective of this course is to develop a skill to analysis the software requirement and students will be able to know about SDLC and how that phases can be used for designing and implementation of software.

**Course Outcomes (CO):**


CO No.	Expected Course Outcomes At the end of the course, the students will be able to :	CL
1	Learn a fair idea about the importance of using software engineering principles in real life projects and also be able to pick an appropriate software development model for developing systems.	U
2	Prepare software requirement sheet for a real life project, keeping in mind the properties of an SRS document.	Ap
3	Use mathematical models for calculating the size, cost and duration of real life projects.	An
4	Test the developed system using different testing techniques.	E
5	Design applicable solutions in one or more application domains using software engineering approaches that integrate ethical, social, legal and economic concerns.	E

CL: Cognitive Levels (**R**-Remember; **U**-Understanding; **Ap**-Apply; **An**-Analyze; **E**-Evaluate; **C**-Create).


**CO-PO/PSO Mapping for the course:**

CO	POs											PSO				
	1	2	3	4	5	6	7	8	9	10	11	1	2	3	4	5
CO1	3	3	3	-	1	-	3	1	-	-	-	3	1	-	-	-
CO2	3	3	3	1	1	1	3	-	-	-	-	3	2	-	-	3
CO3	3	3	3	1	1	1	3	-	-	2	-	3	2	-	-	2
CO4	3	3	3	1	1	2	3	1	-	2	1	3	2	-	-	-
CO5	3	3	3	1	1	-	2	-	-	2	2	3	2	3	-	-


"3" – Strong; "2" – Moderate; "1"- Low; "-" No Correlation

  
(Dr. Sanjay Kumar)

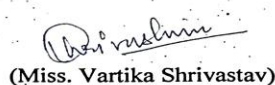
  
(Dr. V.K. Palle)

  
(Dr. A.K. Tiwari)

  
(Dr. Vibha Dubey)

  
(Dr. Pooja Rathi)

  
(Mr. Manish Rawani)

  
(Miss. Vartika Shrivastav)

  
(Dr. Pranjali Dewangan)


  
(Mr. Sanjay Bhattacharya)

**Detailed Syllabus**  
**MSc(IT)304-I**  
**Elective – III (Software Engineering)**


Unit No.	Topics	No. of Hours	CO No.
I	<b>UNIT – I: Software Engineering Fundamentals:</b> Introduction to Software Engineering; Software Engineering Principles(Layers); Software Process – Process Framework, Umbrella Activities, Process Adaptation; Software Crisis; Process Models-Waterfall Model, Prototype Model, Incremental Model, Spiral Model, RAD Model; Agile Process.	10	1
II	<b>UNIT – II: Software Analysis and Design:</b> Requirement Engineering; Analysis Model-Data Flow Diagram, Data Dictionary, E-R Diagram, Decision Table; Software Requirements Specification(SRS), Structure of SRS; Pseudo code; Software Design; Design Process; Design Concepts-Abstraction, Partitioning, Modularity, Information Hiding, Refinement, Refactoring; Function Oriented Design; Object Oriented Design; Cohesion and Coupling.	10	2
III	<b>UNIT – III: Software Quality and Case Tools:</b> Software Metrics, Categories of Metrics, Function Point Metric; Software Quality; McCall's Quality Factors; Software Maturity Model-CMM,CMMI; Software Quality Assurance; ISO Standards-9000, 9001 and 9126; Software Reliability; Case Tools and its Scope; Case Objectives; Architecture of Case Tools; Case Classification.	10	3
IV	<b>UNIT – IV: Coding and Testing:</b> Programming Style; Structured Programming; Coding Standard; Internal Documentation; Software Testing-Verification and Validation; Alpha and Beta Testing; Levels of Testing-Unit, Integration and System Testing; Testing Techniques- White Box, Black Box; Cyclomatic Complexity; Test Plan; Debugging-Debugging Process, Debugging Strategies(Approaches).	10	4
V	<b>UNIT – V: Software Maintenance and Project Management:</b> Risk Management – Software Risk, Risk Identification; Introduction to Software Maintenance, Categories of Maintenance; Belady and Lehman Model; Boehm Model; Project Management Concept – People, Product, Process, Project; Software Team; Software Project Planning; Software Project Estimation; Cost Estimation Model(COCOMO, COCOMO II, Putnam-SLIM, Walston and Felix); Software Reengineering.	10	5


**Books Recommended:**

- **Software Engineering: A Practitioner's Approach**, Roger S. Pressman, TMH
- **An Integrated approach to Software Engineering**, Pankaj Jalote, Narosa Publications
- **Software Engineering**, Bharat Bhushan Agarwal.

  
(Dr. Sanjay Kumar)

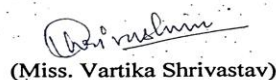
  
(Dr. V.K. Patle)


  
(Dr. A.K. Tiwari)

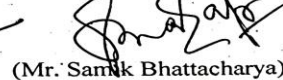
  
(Dr. Vibha Dubey)

  
(Dr. Pooja Rathi)

  
(Mr. Manu Rawani)

  
(Miss. Vartika Shrivastav)

  
(Dr. Pranav Dewangan)

  
(Mr. Sanjay Bhattacharya)

**M.Sc. (IT) Semester-III**

Program	Subject	Year	Semester
M.Sc.	Information Technology	2	III
Course Code	Course Title		Course Type
MSc(IT)305-II	Elective-III(Digital Image Processing)		Elective
Credit	Hours Per Week (L-T-P)		
	L	T	P
4	3	1	0
Maximum Marks	Sessional		Theory
125	25		100

S.No	Elective -III
I	Software Engineering
II	Digital Image Processing
III	Compiler Design

**Learning Objective (LO):**

Digital Image Processing is a course used to inculcate skills like creativity, analysis of the images, finding conclusions, enhancing picture quality etc.

**Course Outcomes (CO):**


CO No.	Expected Course Outcomes	CL
	At the end of the course, the students will be able to :	
1	Review the fundamental concepts of a digital image processing system and analyze images in the frequency domain using various transforms.	An
2	Evaluate the techniques for image enhancement and image restoration and categorize various compression techniques.	An
3	To increase the employability.	R
4	Interpret Image compression standards, image segmentation and representation techniques.	E
5	Know about the application area and use of image processing in different research area mostly in image diagnosis, medical.	An

CL: Cognitive Levels (**R**-Remember; **U**-Understanding; **Ap**-Apply; **An**-Analyze; **E**-Evaluate; **C**-Create).


**CO-PO/PSO Mapping for the course:**

CO \ PO	POs											PSO				
	1	2	3	4	5	6	7	8	9	10	11	1	2	3	4	5
CO1	3	3	3	-	1	-	3	1	-	-	-	3	1	-	-	-
CO2	3	3	3	1	1	1	3	-	-	-	-	3	2	-	-	3
CO3	3	3	3	1	1	1	3	-	-	2	-	3	2	-	-	2
CO4	3	3	3	1	1	2	3	1	-	2	1	3	2	-	-	-
CO5	3	3	3	1	1	-	2	-	-	2	2	3	2	3	-	-


"3" – Strong; "2" – Moderate; "1"- Low; "-" No Correlation

  
(Dr. Sanjay Kumar)

  
(Dr. V.K. Patle)

  
(Dr. A.K. Tiwari)

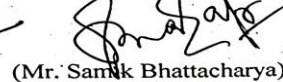
  
(Dr. Vibha Dubey)

  
(Dr. Pooja Rathi)

  
(Mr. Manish Rawani)

  
(Miss. Vartika Shrivastav)

  
(Dr. Pranjali Dewangan)


  
(Mr. Sanjay Bhattacharya)

**Detailed Syllabus**  
**MSc(IT)205-II**  
**Elective-III(Digital Image Processing)**


Unit No.	Topics	No. of Hours	CO No.
I	<b>Unit – I</b> <b>Introduction:</b> Digital Image Fundamentals Origins of Digital Image Processing, examples, Fundamental Steps in Digital Image Processing, Components of an Image Processing System, Image Sensing and acquisition Basic Concepts in Sampling and Quantization, Representing Digital Images, Zooming and Shrinking Digital Images, Some Basic Relationships Between Pixels, Linear and Nonlinear Operations.	10	1
II	<b>Unit – II</b> <b>Image Enhancement Spatial Domain:</b> Some Basic Gray Level Transformations, Histogram Processing, Enhancement Using Arithmetic/Logic Operations, Basics of Spatial Filtering, Smoothing Spatial Filters, Sharpening Spatial Filters, Combining Spatial Enhancement Methods, <b>Frequency Domain:</b> Background, Image Enhancement in the Frequency Domain, Introduction to the Fourier Transform and the Frequency, Domain, Smoothing Frequency-Domain Filters, Sharpening Frequency Domain Filters, Homomorphic Filtering	10	2
III	<b>Unit – III</b> <b>Image Restoration</b> A Model of the Image degradation/Restoration process, Noise Models, Restoration in the Presence of Noise Only– Spatial Filtering, Periodic Noise Reduction by Frequency Domain Filtering, Linear, Position-Invariant Degradations, Estimating the Degradation Function, Inverse Filtering, Minimum Mean Square Error (Wiener) Filtering.	10	3
IV	<b>Unit – IV</b> <b>Image Compression:</b> Fundamentals, Image Compression Models, Error-Free Compression, Lossy Compression, Image Compression Standards. <b>Morphological Image Processing:</b> Dilation and Erosion, Opening and Closing, Hit-or-Miss Transformations, Some Morphological Algorithms.	10	4
V	<b>Unit – V</b> <b>Segmentation</b> Detection of Discontinuities, Edge Linking and Boundary Detection, Thresholding, Region-Based Segmentation. <b>Representation and Description:</b> Representation, Boundary Description and Regional Descriptor.	10	5

**Books Recommended:**


- **Digital Image Processing**, Rafael C Gonzalez and Richard E. Woods, Pearson
- **Fundamentals of DIP**, A.K. Jain, PHI.
- Digital Image Processing Using MATLAB, Gonzalez, Woods and Eddins, McGraw Hill Education

  
(Dr. Sanjay Kumar)

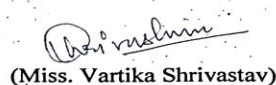
  
(Dr. V.K. Patle)

  
(Dr. A.K. Tiwari)

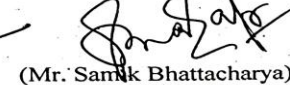
  
(Dr. Vibha Dubey)

  
(Dr. Pooja Rathi)

  
(Mr. Manish Rawani)

  
(Miss. Vartika Shrivastav)

  
(Dr. Pranjali Dewangan)

  
(Mr. Sanjay Bhattacharya)

**M.Sc. (IT) Semester-III**

Program	Subject	Year	Semester
M.Sc.	Information Technology	2	III
Course Code	Course Title		Course Type
MSc(IT)304-iii	Elective – III (Compiler Design)		Elective
Credit	Hours Per Week (L-T-P)		
	L	T	P
4	3	1	0
Maximum Marks	Sessional		Theory
125	25		100

S.No	Elective -III
I	Software Engineering
II	Digital Image Processing
III	Compiler Design

**Learning Objective (LO):**

Compiler design course aims to make students understand that how high level language is translated into low level languages. It also develops an insight for deep analysis of code optimization for the fast execution of the programming code.

**Course Outcomes (CO):**






CO No.	Expected Course Outcomes	CL
	At the end of the course, the students will be able to :	
1	Able to know about various phases of compiler design.	U
2	Aware of the function and complexity of modern compilers.	An
3	Aware of generation of intermediate code.	An
4	Concrete view on the theoretical and practical aspects of compiler design.	E
5	Apply ideas and techniques discussed to various software design.	R


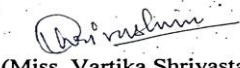


CL: Cognitive Levels (**R**-Remember; **U**-Understanding; **Ap**-Apply; **An**-Analyze; **E**-Evaluate; **C**-Create).

**CO-PO/PSO Mapping for the course:**

PO	POs											PSO				
	1	2	3	4	5	6	7	8	9	10	11	1	2	3	4	5
CO1	3	3	3	-	1	-	3	1	-	-	-	3	1	-	-	-
CO2	3	3	3	1	1	1	3	-	-	-	-	3	2	-	-	3
CO3	3	3	3	1	1	1	3	-	-	2	-	3	2	-	-	2
CO4	3	3	3	1	1	2	3	1	-	2	1	3	2	-	-	-
CO5	3	3	3	1	1	-	2	-	-	2	2	3	2	3	-	-

"3" – Strong; "2" – Moderate; "1"- Low; "-" No Correlation

 (Dr. Sanjay Kumar)
  (Dr. V.K. Patle)
  (Dr. A.K. Tiwari)
  (Dr. Vibha Dubey)
  (Dr. Pooja Rathi)






 (Mr. Manish Rawani)
  (Miss. Vartika Shrivastav)
  (Dr. Pranav Dewangan)
  (Mr. Sanjay Bhattacharya)


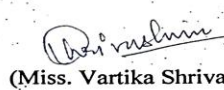


**Detailed Syllabus**  
**MSc(IT)304-III**  
**Elective – III (Compiler Design)**

Unit No.	Topics	No. of Hours	CO No.
I	<b>UNIT - I</b> <b>Introduction to Compiling and one pass compiler:</b> Compilers & translators, Phases of compilers, Compiler writing tools, Bootstrapping; overview of one pass compiler. <b>Finite Automata and Lexical Analysis:</b> Role of Lexical Analyzer; specification of tokens, Recognition of tokens, Regular expression, Finite automata, from regular expression to finite automata, DFA and NFA, Implementation of lexical analyzer; tools for lexical analyzer -LEX.	10	1
II	<b>UNIT - II</b> <b>Syntax analysis &amp; Parsing Technique:</b> Context free grammars; Bottom up parsing, Shift reduce parsing, Operator Precedence parsing, Top down parsing, elimination of left recursion; recursive descent parsing, Predictive parsing. <b>Automatic Construction of Efficient parsers:</b> LR parser, construction of SLR and canonical LR parser table, Using ambiguous grammar, An automatic parser the generator, YACC, Using YACC with ambiguous grammar, creating YACC lexical analyzer with LEX, Error recovery in YACC.	10	2
III	<b>UNIT - III</b> <b>Syntax Directed Translation:</b> Syntax directed schema, Construction of syntax tree, Translation with top down parser. <b>Run Time Environment:</b> Source Language issues, Storage organization and allocation strategies, Parameter passing, Implementation of block-structured language.	10	3
IV	<b>UNIT - IV</b> <b>Intermediate Code Generation:</b> Intermediate languages; Postfix notation, Three-address code, Quadruples and triples, Translation of assignment statements, Boolean expression, and Procedure call. <b>Error Detection &amp; recover:</b> Lexical & syntactic phase error, semantics error.	10	4
V	<b>UNIT - V</b> <b>Code Optimization:</b> Optimization of basic block, Loop optimization global data flow analysis, Loop in variant computation. <b>Code Generation:</b> Issue and design of code generator, the target machine, a simple code generator.	10	5

**Books Recommended:**

- **Principles of Compiler Designing** - Alfred V. Aho and J.D. Ullman.
- **Principles of Compiler-Principles, Technique and Tools** - Alfred V. Aho, Ravi Sethi

 (Dr. Sanjay Kumar)
 (Dr. V.K. Palle)
 (Dr. A.K. Tiwari)
 (Dr. Vibha Dubey)
 (Dr. Pooja Rathi)

 (Mr. Manish Rawani)
 (Miss. Vartika Shrivastav)
 (Dr. Pranjali Dewangan)
 (Mr. Sanjay Bhattacharya)



**M.Sc. (IT) Semester-III**

Program	Subject	Year	Semester
M.Sc.	Information Technology	2	III
Course Code	Course Title		Course Type
MSc(IT)305-I	Elective-IV (Wireless Communication and Networks)		Elective
Credit	Hours Per Week (L-T-P)		
	L	T	P
4	3	1	0
Maximum Marks	Sessional		Theory
125	25		100

S.No	Elective -III
I	Wireless Communication and Networks
II	Analysis and Design of Algorithms
III	Computer Graphics

**Learning Objective (LO):**

Mobile Communication course will develop and understanding among student how communication technology. They will also develop an insight view for networking technologies and devices.

**Course Outcomes (CO):**


CO No.	Expected Course Outcomes	CL
	At the end of the course, the students will be able to :	
1	Understand the cellular concepts and infrastructure such as frequency reuse.	U
2	Understand the concept of Satellite systems.	U
3	Hand off and how interference between mobiles and base stations affects the capacity of cellular systems.	An
4	Identify the technical aspects of wireless and mobile communications along with the knowledge about the wireless LAN, PAN, MANET and its routing protocol.	An
5	Wireless Communication and Networks plays important role in research in wireless communication.	Ap

CL: Cognitive Levels (**R**-Remember; **U**-Understanding; **Ap**-Apply; **An**-Analyze; **E**-Evaluate; **C**-Create).


**CO-PO/PSO Mapping for the course:**

PO CO	POs											PSO				
	1	2	3	4	5	6	7	8	9	10	11	1	2	3	4	5
CO1	3	3	3	-	1	-	3	1	-	-	-	3	1	-	-	-
CO2	3	3	3	1	1	1	3	-	-	-	-	3	2	-	-	3
CO3	3	3	3	1	1	1	3	-	-	2	-	3	2	-	-	2
CO4	3	3	3	1	1	2	3	1	-	2	1	3	2	-	-	-
CO5	3	3	3	1	1	-	2	-	-	2	2	3	2	3	-	-


"3" – Strong; "2" – Moderate; "1"- Low; "-" No Correlation

  
(Dr. Sanjay Kumar)


  
(Dr. V.K. Palle)

  
(Dr. A.K. Tiwari)

  
(Dr. Vibha Dubey)

  
(Dr. Pooja Rathi)

  
(Mr. Manish Rawani)

  
(Miss. Vartika Shrivastav)

  
(Dr. Pranjali Dewangan)






  
(Mr. Sanjay Bhattacharya)


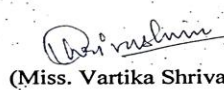


**Detailed Syllabus**  
**MSc(IT)305-I**  
**Elective-IV (Wireless Communication and Networks)**

Unit No.	Topics	No. of Hours	CO No.
I	<b>UNIT – I: Introduction.</b> Introduction to Wireless Communication, Short history of wireless communication, Low –Tier wireless System, Public Wide –Area Wireless Networks, Wireless Technology Divisions, Applications of wireless Communications, Satellite system: Applications of satellite systems, Type of satellite systems, characteristics of satellite systems, satellite system infrastructure, Global Positioning system (GPS), Limitations of GPS, Applications of GPS, some open research topics in Wireless communication.	10	1
II	<b>UNIT – II: Cellular Mobile Wireless Networks</b> Introduction, Cellular Structure, Cell Cluster, Frequency Reuse, Co-channel and Adjacent Channel Interference, Enhancement of system capacity, Channel Assignment schemes in Cellular network. Cellular System Principle: Network Architecture, Mobility Management, Location Management, Radio Resources Management. Generation of Wireless networks, Global System for Mobile Communication	10	2
III	<b>UNIT III: Mobile IP and Mobility Management</b> Mobile IP, Mobile Node, Corresponding Node, Home Network, Foreign Network, Home Agent, Foreign Agent, Care-of Address, Mobile IP Operations: Agent Discovery, Agent Solicitation, Tunneling. <b>Mobility management in wireless:</b> Networks, Handoff Techniques, Handoff detection and Assignment, Types of Handoff, channel Reservation for Handoff calls.	10	3
IV	<b>UNIT IV: Wireless LANs and PANs</b> Introduction to IEEE 802.11, WLAN transmission technology, Spread Spectrum Technology, Frequency Hopping Spread Spectrum Technique, Direct Sequence Spread Spectrum Technique, WLAN System Architecture, IEEE 802.11 Logical Architecture, CSMA/CA, Home RF, Hiper LAN, Bluetooth , Advantages and disadvantages of Wireless LAN.	10	4
V	<b>UNIT V: Mobile Adhoc Network</b> Introduction to Mobile Adhoc Network (MANET), Characteristics of MANET, Applications of MANET, Routing, Need for Routing, Routing Classification, Table-Driven Routing Protocol – Destination Sequenced Distance Vector Routing Protocol, Cluster-Head Gateway Switch Routing. Source initiated On-demand Routing- Adhoc On Demand Distance Vector Routing, Dynamic Source Routing, Hybrid Protocol – Zone Routing Protocol.	10	5

**Books Recommended:**

- **Mobile Communication:** Jochen H. Schiller, Pearson Education Publication
- **Introduction to Wireless and Mobile Systems:** D.P. Agrawal, Qing-An Zing, Vikas Publishing House.
- **Wireless Communication and Networks:** IthiSahaMisra, McGraw Hill education.
- **Wireless and mobile Communication:** T.G. Palanivelu, R. Nakkeeran, PHI Publication.
- **Mobile Commerce:** KarabiBandyopadhyay, PHI Publication

 (Dr. Sanjay Kumar)
  (Dr. V.K. Patle)
  (Dr. A.K. Tiwari)
  (Dr. Vibha Dubey)
  (Dr. Pooja Rathi)

 (Mr. Manju Rawani)
  (Miss. Vartika Shrivastav)
  (Dr. Pranav Dewangan)
  (Mr. Sanjay Bhattacharya)

**M.Sc. (IT) Semester-III**

Program	Subject	Year	Semester
M.Sc.	Information Technology	2	III
Course Code	Course Title		Course Type
MSc(IT)305-ii	Elective-IV (Analysis and Design of Algorithms)		Elective
Credit	Hours Per Week (L-T-P)		
	L	T	P
4	3	1	0
Maximum Marks	Sessional		Theory
125	25		100

S.No	Elective -III
I	Wireless Communication and Networks
II	Analysis and Design of Algorithms
III	Computer Graphics

**Learning Objective (LO):**

The course aims to equip students with a deep understanding of algorithm analysis and designing a better programming by adopting better approach for solving any software problem.

**Course Outcomes (CO):**


CO No.	Expected Course Outcomes	CL
	At the end of the course, the students will be able to :	
1	Prove the correctness and analyze the running time of the basic algorithms for those classic problems in various domains.	An
2	Apply the algorithms and design techniques to solve problems.	Ap
3	Enabling comprehension of complicated structures.	U
4	Familiar with the step wise representation of solving a particular problem.	Ap
5	Analyze the complexities of various problems in different domains.	An

CL: Cognitive Levels (**R**-Remember; **U**-Understanding; **Ap**-Apply; **An**-Analyze; **E**-Evaluate; **C**-Create).


**CO-PO/PSO Mapping for the course:**

PO	POs											PSO				
	1	2	3	4	5	6	7	8	9	10	11	1	2	3	4	5
CO1	3	3	3	-	1	-	3	1	-	-	-	3	1	-	-	-
CO2	3	3	3	1	1	1	3	-	-	-	-	3	2	-	-	3
CO3	3	3	3	1	1	1	3	-	-	2	-	3	2	-	-	2
CO4	3	3	3	1	1	2	3	1	-	2	1	3	2	-	-	-
CO5	3	3	3	1	1	-	2	-	-	2	2	3	2	3	-	-


"3" – Strong; "2" – Moderate; "1"- Low; "-" No Correlation

  
(Dr. Sanjay Kumar)

  
(Dr. V.K. Patle)

  
(Dr. A.K. Tiwari)


  
(Dr. Vibha Dubey)

  
(Dr. Pooja Rathi)

  
(Mr. Manju Rawani)

  
(Miss. Vartika Shrivastav)

  
(Dr. Pranav Dewangan)


  
(Mr. Sanjay Bhattacharya)

**Detailed Syllabus**  
**MSc(IT)305-II**  
**Elective-IV (Analysis and Design of Algorithms)**


Unit No.	Topics	No. of Hours	CO No.
I	<b>UNIT – I INTRODUCTION &amp; ANALYSIS:</b> Analyzing algorithms, Algorithm types, Recurrence Equations, Growth function: Asymptotic notation, Standard notation & common functions, Recurrence relation, different methods of solution of recurrence equations with examples.	10	1
II	<b>UNIT – II DYNAMIC PROGRAMMING &amp; GREEDY PARADIGM:</b> The basic dynamic programming paradigm, Dynamic programming solution to the optimal matrix chain multiplication and the longest common subsequence problems, Top down recursive algorithms, Greedy Paradigm: The basic greedy strategy & computing minimum spanning trees, Algorithms of Kruskal and Prim, Union to Find Algorithm & their applications, Disjoint Set, The relationship in Dijkstra's and Prim's algorithms, Use of greedy strategy in algorithms for the Knapsack problem and Huffman trees.	10	2
III	<b>UNIT – III DIVIDE AND CONQUER &amp; BACKTRACKING PARADIGM:</b> Introduction to Divide and Conquer paradigm, Quick and merge sorting techniques, Linear time selection algorithm, the basic divide and conquer algorithm for matrix multiplication, Backtracking & Recursive backtracking, Applications of backtracking paradigm. heaps, Representation of heaps, Red Black tree, Binary Search tree , heap sort, shell & bucket sort, Amortized Analysis.	10	3
IV	<b>UNIT – IV GRAPH ALGORITHMS &amp; STRING MATCHING ALGORITHMS:</b> Representational issues in graphs, Depth first search & Breath first search on graphs, Computation of biconnected components and strongly connected components using DFS, Topological sorting of nodes of an acyclic graph & applications, Shortest Path Algorithms on Graphs: Bellman-Ford algorithm, Dijkstra's algorithm & Analysis of Dijkstra's algorithm using heaps, Floyd-Warshall's all pairs shortest path algorithm and its refinement for computing the transitive closure of a graph.	10	4
V	<b>UNIT – V NP-COMPLETE PROBLEMS:</b> Solvable problems, Types of problems, The notion of a non-deterministic algorithm and its basic relationship to backtracking. Polynomial time non deterministic algorithms for problems like satisfiability, clique problem, Hamiltonian path problems, The definition of NP-hardness and NP-completeness, The notion of polynomial transformation and reductions, Reductions to show that the clique problem, vertex cover, subset sum and Hamiltonian cycle problems are NP-complete.	10	5

**Books Recommended:**


- **Introduction to Algorithms;** Cormen, Leiserson, Rivest, Stein; PHI.
- **Fundamentals of Algorithms,** Horowitz and Sahni; Galgotia.
- **The Design & Analysis of Computer Algorithms,** Hopcroft – Aho – Ullman, AWL.
- **Handbook of Algorithms & Data Structures,** G.H.Gonnet, AWL.
- **Introduction to Design & Analysis of Algorithms,** Levitin, PE-LPE.

  
(Dr. Sanjay Kumar)


  
(Dr. V.K. Palle)

  
(Dr. A.K. Tiwari)


  
(Dr. Vibha Dubey)

  
(Dr. Pooja Rathi)

  
(Mr. Manish Rawani)

  
(Miss. Vartika Shrivastav)

  
(Dr. Pranjali Dewangan)

  
(Mr. Sanjay Bhattacharya)

**M.Sc. (IT) Semester-III**

Program	Subject	Year	Semester
M.Sc.	Information Technology	2	III
Course Code	Course Title		Course Type
MSc(IT)305-iii	Elective-IV (Computer Graphics)		Elective
Credit	Hours Per Week (L-T-P)		
	L	T	P
4	3	1	0
Maximum Marks	Sessional		Theory
125	25		100

S.No	Elective -III
I	Wireless Communication and Networks
II	Analysis and Design of Algorithms
III	Computer Graphics

**Learning Objective (LO):**

The course computer graphics is designed to develop a knowledge how GUI environment is created in display devices. It also explains mathematical base of graphics design.

**Course Outcomes (CO):**


CO No.	Expected Course Outcomes	CL
	At the end of the course, the students will be able to :	
1	Understand the core concepts of computer graphics, including viewing, projection, perspective, modeling and transformation in two and three dimensions.	U
2	Apply the concepts of colour models, lighting and shading models, textures, ray tracing, hidden surface elimination, anti-aliasing, and rendering.	Ap
3	Aware about the core technology in digital photography, film, video games, digital art, cell phone and computer displays and many specialized application.	U
4	Improve the ability to quickly visualize newly designed shapes is indispensable.	An
5	Interpret the mathematical foundation of the concepts of computer graphics.	Ap

CL: Cognitive Levels (**R**-Remember; **U**-Understanding; **Ap**-Apply; **An**-Analyze; **E**-Evaluate; **C**-Create).


**CO-PO/PSO Mapping for the course:**

PO	POs											PSO				
CO	1	2	3	4	5	6	7	8	9	10	11	1	2	3	4	5
CO1	3	3	3	-	1	-	3	1	-	-	-	3	1	-	-	-
CO2	3	3	3	1	1	1	3	-	-	-	-	3	2	-	-	3
CO3	3	3	3	1	1	1	3	-	-	2	-	3	2	-	-	2
CO4	3	3	3	1	1	2	3	1	-	2	1	3	2	-	-	-
CO5	3	3	3	1	1	-	2	-	-	2	2	3	2	3	-	-

"3" - Strong; "2" - Moderate; "1" - Low; "-" No Correlation

  
(Dr. Sanjay Kumar)


  
(Dr. V.K. Patle)

  
(Dr. A.K. Tiwari)


  
(Dr. Vibha Dubey)

  
(Dr. Pooja Rathi)

  
(Mr. Manish Rawani)

  
(Miss. Vartika Shrivastav)

  
(Dr. Pranjali Dewangan)

  
(Mr. Sanjay Bhattacharya)




**Detailed Syllabus**  
**MSc(IT)305-III**  
**Elective-IV (Computer Graphics)**


Unit No.	Topics	No. of Hours	CO No.
I	<b>UNIT - I: Display Devices</b> Refresh Cathode-Ray tubes, Random Scan and Raster Scan Display, Color CRT Monitors, Color display techniques: shadow masking and Beam penetration, Direct view storage tubes, Flat Panel display: plasma panel displays, LED & LCD devices. <b>Interactive Graphics:</b> Physical Input devices, logical classification, input function, interactive picture construction techniques.	10	1
II	<b>UNIT - II: Output Primitives</b> Points and Lines, Line drawing Algorithms: DDA Algorithm and Bresenham's Line Algorithm, Antialiasing. Circle generating Algorithms: Bresenham's Circle Algorithms, Midpoint Circle Algorithm, Ellipse Generating Algorithm: Midpoint, Character generation and text display. Output command for various geometrical shapes, Filled Area Primitive: Scan line polygon fill algorithm, Boundary fill algorithm, Flood fill algorithm. Attribute of outputs primitives: line attribute, Area-fill Attribute, Text attribute, Bundled attributes, Area-Fill.	10	2
III	<b>UNIT -III:Two Dimensional Transformation and Viewing</b> <b>Transformation:</b> Translation, Scaling, Rotation, Reflection, Shearing. Matrix representations of Transformation and Homogenous Coordinates, Composite Transformations and Concatenation of transformation. <b>Two-Dimensional Viewing Coordinate system:</b> World/user coordinates, Device coordinate, Normalized device coordinates, Viewing pipeline: windows and viewports, Viewing transformation pipeling, Window-to-Viewport coordinate transformation, Clipping algorithm: point, line clipping algorithm: Cohen-Sutherland, Liang Barsky, Nicholl-Lee-Nicholl, Line Clipping, polygon clipping algorithm : Sutherland-Hodgman, Weiler-Atherton, text clipping.	10	3
IV	<b>UNIT - IV: 3-D Transformation and Viewing</b> <b>3-D Transformation:</b> Translation, Scaling, Rotation about standard and arbitrary axis, Other Transformation: Reflections and shears, Transformation commands. <b>Viewing:</b> Viewing Pipeline, Viewing Coordinates: transformation from world to viewing coordinates.	10	4
V	<b>UNIT - V: 3-D Projection</b> <b>Projection:</b> Parallel Projection, Perspective Projection, Normalized view volume, viewport Clipping, Clipping in Homogeneous Coordinate. <b>Visible-Surface detection algorithms:</b> Back-Face removal, Depth Buffer method, Scan line method, Depth sorting method, Area subdivision and Octree method.	10	5

**Books Recommended:**


- **Computer Graphics**, Hearn D. & Baker P.M.
- **Computer Graphics: A Programming Approach**, Harrington S.
- **Procedural Elements for Computer Graphics**, Rogers D.F.

  
(Dr. Sanjay Kumar)

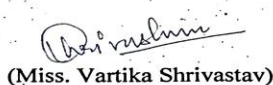
  
(Dr. V.K. Patle)

  
(Dr. A.K. Tiwari)

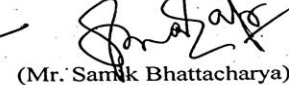
  
(Dr. Vibha Dubey)

  
(Dr. Pooja Rath)

  
(Mr. Manish Rawani)

  
(Miss. Vartika Shrivastav)

  
(Dr. Pranjali Dewangan)

  
(Mr. Sanjay Bhattacharya)



**M.Sc. (IT) Semester-III**

Program	Subject	Year	Semester
M.Sc.	Information Technology	2	III
Course Code	Course Title		Course Type
MSc(IT)306	Lab-VII: Programming in Java		Core
Credit	Hours Per Week (L-T-P)		
	L	T	P
2	-	-	4
Maximum Marks	Sessional		Practical
150	50		100

**Learning Objective (LO):**

The objective of this course is to make students implement knowledge of java programming language into practical and observe the output and to make analysis of efficacy of the program.

**Course Outcomes (CO):**

CO No.	Expected Course Outcomes	CL
	At the end of the course, the students will be able to :	
1	Understand fundamentals structure and model of Java programming language.	U
2	Understand fundamentals of object-oriented programming in Java, including defining classes, invoking methods, using class libraries, etc.	U
3	By Understanding all fundamentals of Java students can easily relate and solve the real problem.	U
4	Understand the basic principles of creating Java applications with graphical user interface (GUI).	Ap
5	Able to write a computer program to solve specified problems as well as make Business and research application.	Ap






CL: Cognitive Levels (**R**-Remember; **U**-Understanding; **Ap**-Apply; **An**-Analyze; **E**-Evaluate; **C**-Create).


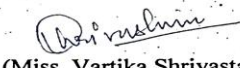


**CO-PO/PSO Mapping for the course:**

CO \ PO	POs											PSO				
	1	2	3	4	5	6	7	8	9	10	11	1	2	3	4	5
CO1	3	3	3	-	1	-	3	1	-	-	-	3	1	-	-	-
CO2	3	3	3	1	1	1	3	-	-	-	-	3	2	-	-	3
CO3	3	3	3	1	1	1	3	-	-	2	-	3	2	-	-	2
CO4	3	3	3	1	1	2	3	1	-	2	1	3	2	-	-	-
CO5	3	3	3	1	1	-	2	-	-	2	2	3	2	3	-	-

"3" – Strong; "2" – Moderate; "1" – Low; "-" No Correlation

**Detailed Syllabus**

 (Dr. Sanjay Kumar)
  (Dr. V.K. Patle)
  (Dr. A.K. Tiwari)
  (Dr. Vibha Dubey)
  (Dr. Pooja Rathi)


 (Mr. Manish Rawani)
  (Miss. Vartika Shrivastav)
  (Dr. Pranjali Dewangan)
  (Mr. Sanjay Bhattacharya)

**MSc(IT)306**  
**Lab-VII: Programming in Java**

Unit No.	Topics	No. of Hours	CO No.
I	<b>Programs related to Variables:</b> Declaring a variable, Dynamic Initialization, The scope and life time of variable, Type conversion and Casting <b>Operators, Control Statements, Arrays.</b>	10	1
II	<b>Programs related to Classes and Interface</b>	10	2
III	<b>Programs related to Exception handling and Multithreading</b>	10	3
IV	<b>Programs related to Fundamental Library Classes of Java and Input / Output</b>	10	4
V	<b>Programs related to Events, GUI and JDBC</b>	10	5


**Books Recommended:**

- **Java: The Complete Reference**, *Herbert Schildt*, Oracle Press.
- **Core Java: Volume-I & Volume 2**, *Cay S. Horstmann & Gary Cornell*, PEARSON
- **Programming with Java**, *E. Balagurusamy*, McGraw Hill Education
- **Core Java**, *R. Nageshwara Rao*, Dreamtech Press

  
(Dr. Sanjay Kumar)

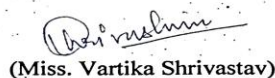
  
(Dr. V.K. Patle)

  
(Dr. A.K. Tiwari)


  
(Dr. Vibha Dubey)

  
(Dr. Pooja Rathi)

  
(Mr. Manish Rawani)

  
(Miss. Vartika Shrivastav)

  
(Dr. Pranjali Dewangan)

  
(Mr. Sanjay Bhattacharya)

**M.Sc. (IT) Semester-III**

Program	Subject	Year	Semester
M.Sc.	Information Technology	2	III
Course Code	Course Title		Course Type
MSc(IT)307	Lab-VIII: Programming in Python		Core
Credit	Hours Per Week (L-T-P)		
	L	T	P
2	-	-	4
Maximum Marks	Sessional		Practical
100	50		50

**Learning Objective (LO):**

To make students learn and analysis of python language which is equipped with AI features.

**Course Outcomes (CO):**






CO No.	Expected Course Outcomes	CL
	At the end of the course, the students will be able to :	
1	Understand why Python is a useful scripting language for developers and learn how to design and program Python applications.	Ap
2	Learn how to use lists, tuples, dictionaries, indexing and slicing to access data in Python programs.	Ap
3	Define the structure and components, how to write loops, decision statements, functions and pass arguments of a Python program.	Ap
4	Learn about graphical programming in Python programs.	Ap
5	Learn how to build and package Python modules for reusability.	Ap





CL: Cognitive Levels (**R**-Remember; **U**-Understanding; **Ap**-Apply; **An**-Analyze; **E**-Evaluate; **C**-Create).

**CO-PO/PSO Mapping for the course:**

PO CO	POs											PSO				
	1	2	3	4	5	6	7	8	9	10	11	1	2	3	4	5
CO1	3	3	3	-	1	-	3	1	-	-	-	3	1	-	-	-
CO2	3	3	3	1	1	1	3	-	-	-	-	3	2	-	-	3
CO3	3	3	3	1	1	1	3	-	-	2	-	3	2	-	-	2
CO4	3	3	3	1	1	2	3	1	-	2	1	3	2	-	-	-
CO5	3	3	3	1	1	-	2	-	-	2	2	3	2	3	-	-

"3" – Strong; "2" – Moderate; "1"- Low; "-" No Correlation

 (Dr. Sanjay Kumar)
  (Dr. V.K. Patle)
  (Dr. A.K. Tiwari)
  (Dr. Vibha Dubey)
  (Dr. Pooja Rathi)


 (Mr. Manish Rawani)
  (Miss. Vartika Shrivastav)
  (Dr. Pranjali Dewangan)
  (Mr. Sanjay Bhattacharya)

**Detailed Syllabus**  
**MSc(IT)307**  
**Lab-VIII: Programming in Python**

Unit No.	Topics	No. of Hours	CO No.
I	<b>Programs related to :</b> Introduction to Python Programming, Operators, Expressions & Statements.	10	1
II	<b>Programs related to</b> Conditionals, Iterations, Strings.	10	2
III	<b>Programs related to</b> Lists, Dictionaries and Tuples.	10	3
IV	<b>Programs related to</b> Functions and Recursion.	10	4
V	<b>Programs related to</b> Files, Object-Oriented Programming, Graphics programming.	10	5

**Books Recommended:**


- **Learning Python** 5<sup>th</sup> Edition, *Mark Lutz*, O'Reilly Publications
- **Core Python Programming**, *R. Nageshwara Rao*, Dreamtech Publications
- **Think Python** 2<sup>nd</sup> Edition, *Allen B. Downey*, O'Reilly Publications
- **Python Essentials Reference**, 4<sup>th</sup> Edition, *David M. Beazley*, Addison – Wesley
- **Practical Programming: An Introduction to Computer Science Using Python 3**, *Paul Gries et al.*, Pragmatic Programmer.

  
 (Dr. Sanjay Kumar)

  
 (Dr. V.K. Patle)

  
 (Dr. A.K. Tiwari)

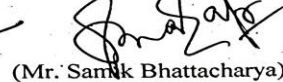
  
 (Dr. Vibha Dubey)

  
 (Dr. Pooja Rath)

  
 (Mr. Manu Rawani)

  
 (Miss. Vartika Shrivastav)

  
 (Dr. Pranjali Dewangan)

  
 (Mr. Sanjay Bhattacharya)

**M.Sc. (IT) Semester-III**

Program	Subject	Year	Semester
M.Sc.	Information Technology	2	III
Course Code	Course Title		Course Type
MSc(IT)308	Lab-IX: Common Software/Mini-Project		Core
Credit	Hours Per Week (L-T-P)		
	L	T	P
2	-	-	4
Maximum Marks	Sessional		Practical
100	50		50

**Learning Objective (LO):**

Objective of minor project is to make student capable of implementing learnt programming concepts into practical by creating small software by applying SDLC concepts.

**Course Outcomes (CO):**

CO No.	Expected Course Outcomes	CL
	At the end of the course, the students will be able to :	
1	Enhance coding skills.	Ap
2	Make student enable to analyze system.	An
3	Create small software using programming language.	Ap
4	Design backend and front-end parts of software and make them communicate with each other.	Ap
5	Do requirement analysis and design and develop an application that fulfills those requirements.	An,

**CL:** Cognitive Levels






Cognitive Level: **R**-Remember; **U**-Understanding; **Ap**-Apply; **An**-Analyze; **B**-Evaluate; **C**-Create.


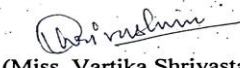


**CO-PO/PSO Mapping for the course:**

PO \ CO	Pos											PSO				
	1	2	3	4	5	6	7	8	9	10	11	1	2	3	4	5
CO1	3	3	3	-	1	-	3	1	-	-	-	3	1	-	-	-
CO2	3	3	3	1	1	1	3	-	-	-	-	3	2	-	-	3
CO3	3	3	3	1	1	1	3	-	-	2	-	3	2	-	-	2
CO4	3	3	3	-	1	-	3	1	-	-	-	3	1	-	-	-
CO5	3	3	3	1	1	1	3	-	-	-	-	3	2	-	-	3

"3" – Strong; "2" – Moderate; "1"- Low; "-" No Correlation

**M.Sc. (IT) Semester-III**

 (Dr. Sanjay Kumar)
  (Dr. V.K. Patle)
  (Dr. A.K. Tiwari)
  (Dr. Vibha Dubey)
  (Dr. Pooja Rathi)

 (Mr. Manish Rawani)
  (Miss. Vartika Shrivastav)
  (Dr. Pranjali Dewangan)
  (Mr. Sanjay Bhattacharya)

Program	Subject	Year	Semester
M.Sc.	Information Technology	2	III
Course Code	Course Title		Course Type
MSc(IT)309	Internship,		Core
Credit	Hours Per Week (L-T-P)		
	L	T	P
2	-	-	4
Maximum Marks	Sessional		-
25	25		00

**Learning Objective (LO):**

Students will be able to polish their communication skill and presentation skills.

**Course Outcomes (CO):**

CO No.	Expected Course Outcomes	CL
	At the end of the course, the students will be able to :	
1	Learn how to make presentation PPT.	U
2	Learn how to present effectively.	U
3	Becomes confident for their knowledge expression.	Ap
4	Improve their public speaking skills.	Ap
5	Learn novel topics and develop a more holistic perspective.	Ap

CL: Cognitive Levels (**R**-Remember; **U**-Understanding; **Ap**-Apply; **An**-Analyze; **E**-Evaluate; **C**-Create).

**CO-PO/PSO Mapping for the course:**






PO	Pos											PSO				
	1	2	3	4	5	6	7	8	9	10	11	1	2	3	4	5
CO1	3	3	3	-	1	-	3	1	-	-	-	3	1	-	-	-
CO2	3	3	3	1	1	1	3	-	-	-	-	3	2	-	-	3
CO3	3	3	3	1	1	1	3	-	-	2	-	3	2	-	-	2
CO4	3	3	3	-	1	-	3	1	-	-	-	3	1	-	-	-
CO5	3	3	3	1	1	1	3	-	-	-	-	3	2	-	-	3





"3" – Strong; "2" – Moderate; "1"- Low; "-" No Correlation

**Detailed Syllabus**  
**MSc(IT)309 - Internship**

Unit No.	Topics	No. of Hours	CO No.
I	Internship	50	1
II	Internship Seminar		2
III	Internship Report		3
IV	Internship Presentation		4
V	Internship Viva		5

**M.Sc. (IT) Semester-IV**

 (Dr. Sanjay Kumar)
  (Dr. V.K. Patle)
  (Dr. A.K. Tiwari)
  (Dr. Vibha Dubey)
  (Dr. Pooja Rathi)

 (Mr. Manish Rawani)
  (Miss. Vartika Shrivastav)
  (Dr. Pranav Dewangan)
  (Mr. Sanjay Bhattacharya)



Program	Subject	Year	Semester
M.Sc.	Information Technology	2	IV
Course Code	Course Title		Course Type
MSc(IT)401	Internship: System Development Project & Implementation / Research Project (Dissertation)		Core
Credit	Hours Per Week (L-T-P)		
	L	T	P
16	-	-	32
Maximum Marks	Sessional		Project
400	200		200

**Learning Objective (LO):**

To make students skilled and employable for industry requirement and to make them understand latest knowledge in their domain.

**Course Outcomes (CO):**






CO No.	Expected Course Outcomes	CL
	At the end of the course, the students will be able to :	
1	Develop software for organizations..	C
2	Analyse and design a system	C
3	Relate their knowledge and its implementation.	C
4	Find practical exposure to industry.	C
5	Understand current trends in technology.	U


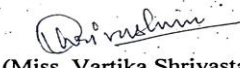


CL: Cognitive Levels (**R**-Remember; **U**-Understanding; **Ap**-Apply; **An**-Analyze; **E**-Evaluate; **C**-Create).

**CO-PO/PSO Mapping for the course:**

PO CO	POs											PSO				
	1	2	3	4	5	6	7	8	9	10	11	1	2	3	4	5
CO1	3	3	3	-	1	-	3	1	-	-	-	3	1	-	-	-
CO2	3	3	3	1	1	1	3	-	-	-	-	3	2	-	-	3
CO3	3	3	3	1	1	1	3	-	-	2	-	3	2	-	-	2
CO4	3	3	3	1	1	2	3	1	-	2	1	3	2	-	-	-
CO5	3	3	3	1	1	-	2	-	-	2	2	3	2	3	-	-

"3" – Strong; "2" – Moderate; "1"- Low; "-" No Correlation

 (Dr. Sanjay Kumar)
  (Dr. V.K. Patle)
  (Dr. A.K. Tiwari)
  (Dr. Vibha Dubey)
  (Dr. Pooja Rathi)

 (Mr. Manju Rawani)
  (Miss. Vartika Shrivastav)
  (Dr. Pranav Dewangan)
  (Mr. Sanjay Bhattacharya)

**M.Sc.(IT)**  
**Skill Enhancement (Value Added Courses)**

Program	Subject	Year	Semester
M.Sc.	Information Technology	1	II
Course Code	Course Title		Course Type
CS-VAC-01	Web Designing		Skill Enhancement
Credit	Hours Per Week (L-T-P)		
	L	T	P
2	2	0	0
Maximum Marks	Sessional		Theory
125	25		100

**Learning Objective (LO):**

Students will be able to Develop, host and maintain a Website.

**Course Outcomes (CO):**






CO No.	Expected Course Outcomes	CL
	At the end of the course, the students will be able to :	
1	Describe the historical progress of information Technology	<b>R</b>
2	Understand the fundamentals of Website Designing.	<b>U</b>
3	Design a Web page using HTML	<b>Ap</b>
4	Enhance the webpage using CSS	<b>Ap</b>
5	Design, Host and Maintain a Website	<b>Ap</b>





CL: Cognitive Levels (**R**-Remember; **U**-Understanding; **Ap**-Apply; **An**-Analyze; **E**-Evaluate; **C**-Create).

**CO-PO/PSO Mapping for the course:**

PO CO	Pos											PSO				
	1	2	3	4	5	6	7	8	9	10	11	1	2	3	4	5
CO1	2	3	3	2	2	1	2	1	-	2	2	3	1	2	-	1
CO2	3	1	3	2	3	2	2	1	-	2	1	1	1	2	2	3
CO3	2	3	3	2	2	1	1	-	-	3	2	3	1	2	-	2
CO4	3	2	3	3	2	3	2	1	-	2	1	2	2	2	1	2
CO5	1	3	3	1	2	1	2	1	-	2	2	3	1	2	-	-

"3" - Strong; "2" - Moderate; "1" - Low; "-" No Correlation

 (Dr. Sanjay Kumar)
  (Dr. V.K. Patle)
  (Dr. A.K. Tiwari)
  (Dr. Vibha Dubey)
  (Dr. Pooja Rathi)






 (Mr. Manju Rawani)
  (Miss. Vartika Shrivastav)
  (Dr. Pranjali Dewangan)
  (Mr. Sanjay Bhattacharya)


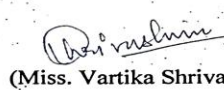


**Detailed Syllabus**  
**M.Sc.(IT)- Skill Enhancement (Value Added Courses)**  
**Web Designing**

Unit No.	Topics	No. of Hours	CO No.
I	<b>Introduction to Website Designing</b> Brief History of Internet, World Wide Web, Why create a web site, Web Standards, Audience requirement.	6	1
II	<b>Basics of Web Design</b> Introduction to web development and its significance, Static vs dynamic website, Overview of front-end and back-end development, Hosting and Deployment.	6	2
III	<b>Introduction to HTML</b> Introduction to HTML, HTML page structure, How to create HTML file, HTML Tags and its attributes - Lists, Images, Hyperlink, Tables, Forms and controls, Headers, Input types, Frames.	6	3
IV	<b>Introduction to CSS</b> Concept of CSS, Creating Style Sheet, CSS Properties, CSS Styling(Background, Text Format, Controlling Fonts) Working with block elements and objects, Working with Lists and Tables, CSS Id and Class, Box Model(Introduction, Border properties, Padding Properties, Margin properties), CSS Advanced(Grouping, Dimension, Display, Positioning, Floating, Align, Pseudo class, Navigation Bar, Image Sprites, Attribute selector), CSS Color, Creating page Layout and Site Designs.	6	4
V	<b>Introduction to Web Publishing or Hosting</b> Creating the Web Site, Saving the site, Working on the web site, Creating web site structure, Creating Titles for web pages, Themes-Publishing web sites.	6	5

**BOOKS RECOMMENDED:**

1. Web Technologies, HTML, JavaScript, PHP Dream tech Press.
2. Internet, The Complete reference, HTML and CSS, Thomas A. Powell, McGraw-Hill.
3. Web Technology and Design , Xavier, C New Age international
4. HTML, DHML, JavaScript, Perl and CGI, Ivan Bayros, BPB Publication.

 (Dr. Sanjay Kumar)
  (Dr. V.K. Patle)
  (Dr. A.K. Tiwari)
  (Dr. Vibha Dubey)
  (Dr. Pooja Rathi)

 (Mr. Manu Rawani)
  (Miss. Vartika Shrivastav)
  (Dr. Pranjali Dewangan)
  (Mr. Sanjay Bhattacharya)

**M.Sc.(IT)**  
**Skill Enhancement (Value Added Courses)**

Program	Subject	Year	Semester
M.Sc.	Information Technology	1	III
Course Code	Course Title		Course Type
CS-VAC-02	Mobile App Development		Skill Enhancement
Credit	Hours Per Week (L-T-P)		
	L	T	P
2	2	0	0
Maximum Marks	Sessional		Theory
125	25		100

**Learning Objective (LO):**

- The course objective is to design, develop, test, and deploy functional and user-friendly Mobile apps.

**Course Outcomes (CO):**






CO No.	Expected Course Outcomes	CL
	At the end of the course, the students will be able to :	
1	Understand the Flutter project structure and use hot reload for rapid development.	<b>U</b>
2	Build forms with validation and handle user input effectively.	<b>Ap</b>
3	Handle user inputs and gestures to create interactive apps.	<b>Ap</b>
4	Implement error handling and user-friendly loading indicators	<b>Ap</b>
5	Package and prepare mobile apps for deployment on Android and iOS and also able to deploy their apps to app stores	<b>Ap</b>


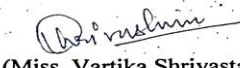


CL: Cognitive Levels (**R**-Remember; **U**-Understanding; **Ap**-Apply; **An**-Analyze; **E**-Evaluate; **C**-Create).

**CO-PO/PSO Mapping for the course:**

PO \ CO	Pos											PSO				
	1	2	3	4	5	6	7	8	9	10	11	1	2	3	4	5
CO1	2	3	3	2	2	1	2	1	-	2	2	3	1	2	-	1
CO2	3	1	3	2	3	2	2	1	-	2	1	1	1	2	2	3
CO3	2	3	3	2	2	1	1	-	-	3	2	3	1	2	-	2
CO4	3	2	3	3	2	3	2	1	-	2	1	2	2	2	1	2
CO5	1	3	3	1	2	1	2	1	-	2	2	3	1	2	-	-

"3" – Strong; "2" – Moderate; "1"- Low; "-" No Correlation

 (Dr. Sanjay Kumar)
  (Dr. V.K. Patle)
  (Dr. A.K. Tiwari)
  (Dr. Vibha Dubey)
  (Dr. Pooja Rathi)






 (Mr. Manish Rawani)
  (Miss. Vartika Shrivastav)
  (Dr. Pranjali Dewangan)
  (Mr. Sanjay Bhattacharya)


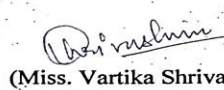


**Detailed Syllabus**  
**M.Sc.(IT)- Skill Enhancement (Value Added Courses)**  
**Mobile App Development**

Unit No.	Topics	No. of Hours	CO No.
I	<b>Introduction to Mobile App Development</b> <b>Mobile platforms overview:</b> Differences between Android and iOS, market share, development challenges, <b>Native vs. cross-platform:</b> Pros and cons of native (Java/Kotlin, Swift) vs. cross-platform (Flutter, React Native), <b>Introduction to Flutter framework:</b> Dart language basics, Flutter architecture, widget tree concept, <b>Setting up environment:</b> Installing Flutter SDK, IDE setup (Android Studio or VS Code), emulator/device setup, <b>First app creation:</b> Writing, running, and debugging a simple “Hello World” app, <b>Project structure:</b> Understanding folders and files in a Flutter project, <b>Hot reload and debugging:</b> Benefits of hot reload, using Flutter DevTools for debugging.	6	1
II	<b>UI Components and Layouts</b> <b>Widgets basics:</b> Stateful vs Stateless widgets, common widgets (Text, Button, Image), <b>Layouts:</b> Using Column, Row, Stack for positioning; Flexible, Expanded widgets for responsiveness, <b>Scrollable lists:</b> ListView builder, GridView basics, performance considerations, <b>Styling:</b> Text styles, colors, padding, margin, BoxDecoration, themes, <b>Navigation:</b> Navigating between screens using Navigator. push/pop, passing data between screens, <b>Forms and user input:</b> TextFormField, validators, handling user input and form submission, <b>Icons and images:</b> Using built-in icons, loading images from assets and network.	6	2
II I	<b>State Management and Logic</b> <b>Understanding state:</b> Difference between ephemeral (local) and app-wide state, <b>setState():</b> Updating UI with local state changes, limitations in larger apps, <b>State management solutions:</b> Introduction to Provider (or Riverpod), basic concepts of state containers, <b>User interaction:</b> Handling taps, gestures, button clicks, and form submissions, <b>Widget lifecycle:</b> initState, build, didUpdateWidget, dispose methods, <b>Managing asynchronous tasks:</b> Future, async/await for network calls or delays.	6	3
I V	<b>Backend Integration and APIs</b> <b>Networking basics:</b> HTTP protocol overview, REST API principles (GET, POST, PUT, DELETE), <b>HTTP in Flutter:</b> Using http package for API requests, <b>Parsing JSON:</b> Decoding JSON to Dart objects, encoding Dart objects to JSON, <b>Displaying dynamic data:</b> Using FutureBuilder for asynchronous data rendering, <b>Error handling:</b> Managing exceptions, displaying error messages and retry options, <b>Loading states:</b> Showing progress indicators during data fetch, <b>Optional:</b> Introduction to Firebase services or local storage with Shared Preferences / SQLite.	6	4
V	<b>Deployment and Capstone Project</b> <b>App packaging:</b> Building APK and IPA (overview), app signing basics for release, <b>Debugging &amp; performance:</b> Using Flutter DevTools for performance profiling and memory analysis, <b>Accessing device features (optional):</b> Using plugins for camera, GPS, sensors, <b>Project management:</b> Planning app features, designing UI/UX, task division, <b>Capstone development:</b> Building a functional mobile app integrating learned skills, <b>Presentation:</b> Demo, peer feedback, Q&A, <b>App distribution basics:</b> Publishing on Google Play Store / Apple App Store.	6	5

**BOOKS RECOMMENDED:**

- *Beginning Flutter: A Hands-On Guide to App Development* By Marco L. Napoli
- *Flutter for Beginners* By Alessandro Biessek
- *Flutter UI Cookbook* By Simone Alessandria

 (Dr. Sanjay Kumar)
  (Dr. V.K. Patle)
  (Dr. A.K. Tiwari)
  (Dr. Vibha Dubey)
  (Dr. Pooja Rathi)

 (Mr. Manish Rawani)
  (Miss. Vartika Shrivastav)
  (Dr. Pranjali Dewangan)
  (Mr. Sanjay Bhattacharya)